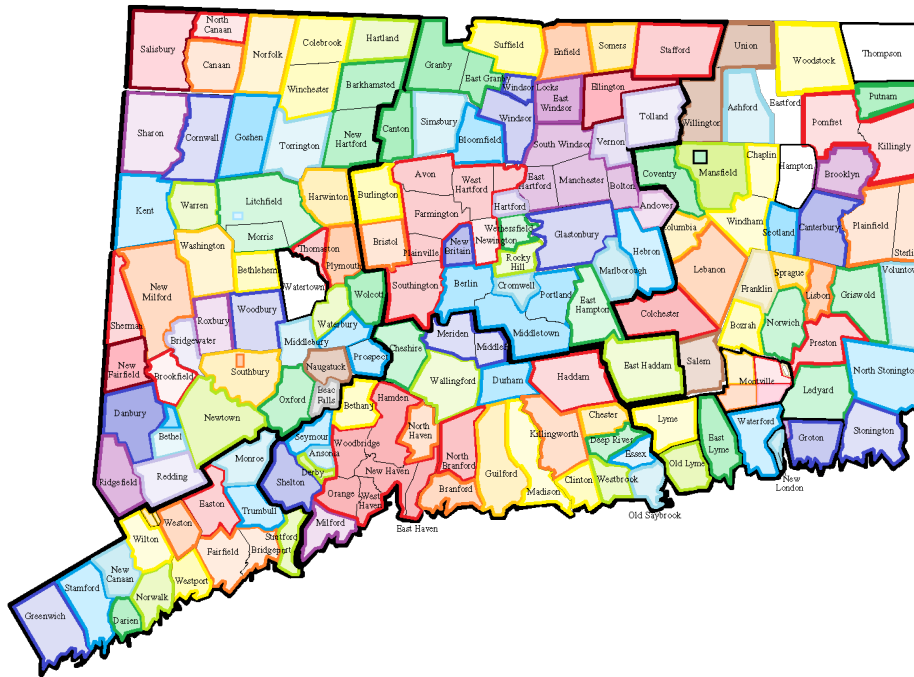


2022 Atlas of Connecticut EMS

Basic Ambulance Primary Service Areas by EMS Region



Certified Connecticut EMTs – 15,587

EMS Services providing Basic Ambulance coverage of CT - 151

Basic Ambulance PSAs Currently Unassigned - 4

Benjamin Zura

ben.zura@gmail.com

Director of Innovation & Strategy,
Emergency Resource Management

Region 2 Representative,
CT Association of Paramedics and EMTs

2022 Atlas of Connecticut EMS

Basic Ambulance Primary Service Areas

Primary Service Area Responder	EMS Service Type	PSA Land Area	Population of PSA	Population Density	2020 EMS Calls in PSA	Active EMT Certs
<p>The name of the EMS service currently assigned as the Primary Service Area Responder at the Basic Ambulance level per a roster generated from</p> <p>https://www.elicense.ct.gov/Lookup/GenerateRoster.aspx</p> <p>On 5-11-22.</p>	<p>COM - Commercial</p> <p>COM-H - Hospital-owned, commercially operated.</p> <p>NP – Non-Profit</p> <p>FD - Fire Department</p> <p>H - Hospital-Based</p> <p>Mun – Municipal</p> <p>IND – Industrial Facility-Based</p>		<p>The data for each town (or group of towns) within the PSA as published by the CT Office of Policy and Management's "Municipal Fiscal Indicators" report released April 2021.</p> <p>https://portal.ct.gov/-/media/OPM/IGP/munfinsr/Municipal-Fiscal-Indicators/FI-2015-19-Final-AsOf-4-30-21.pdf</p>		<p>The number of EMS calls that happened within the PSA as published in the CEMSTARS 2020 Data Report in December of 2021.</p> <p>https://portal.ct.gov/-/media/Departments-and-Agencies/DPH/dph/ems/pdf/CEMSTARS/2021/2020-Annual-Report-Final-7-13-21.pdf</p> <p>NOT the number of calls that the PSAR service completed.</p>	<p>All certified EMTs with a mailing address inside the PSA per a roster generated from</p> <p>https://www.elicense.ct.gov/Lookup/GenerateRoster.aspx</p> <p>On 7-31-21.</p>

EMS Services Assigned Basic Ambulance PSAs in Region:

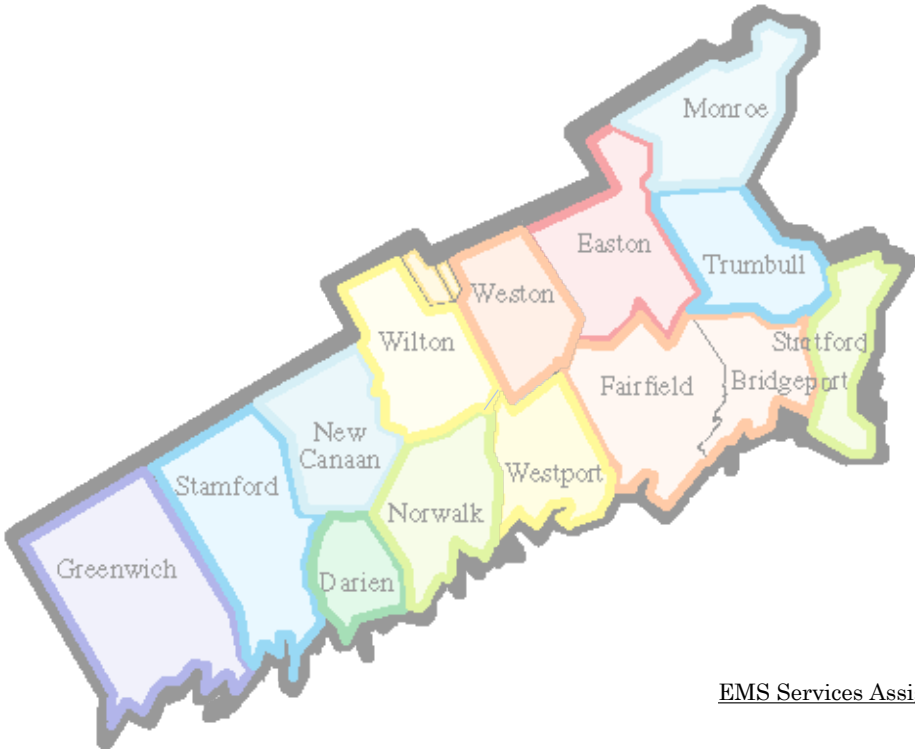
Unassigned Basic Ambulance PSAs in Region:

Population of Region:

EMTs Certified in Region:

The sum of the columns that follow for each region.

2022 Atlas of Connecticut EMS
Basic Ambulance Primary Service Areas - EMS Region 1



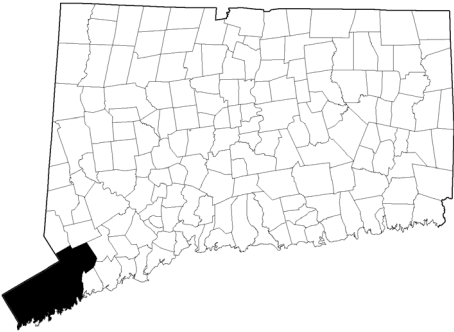
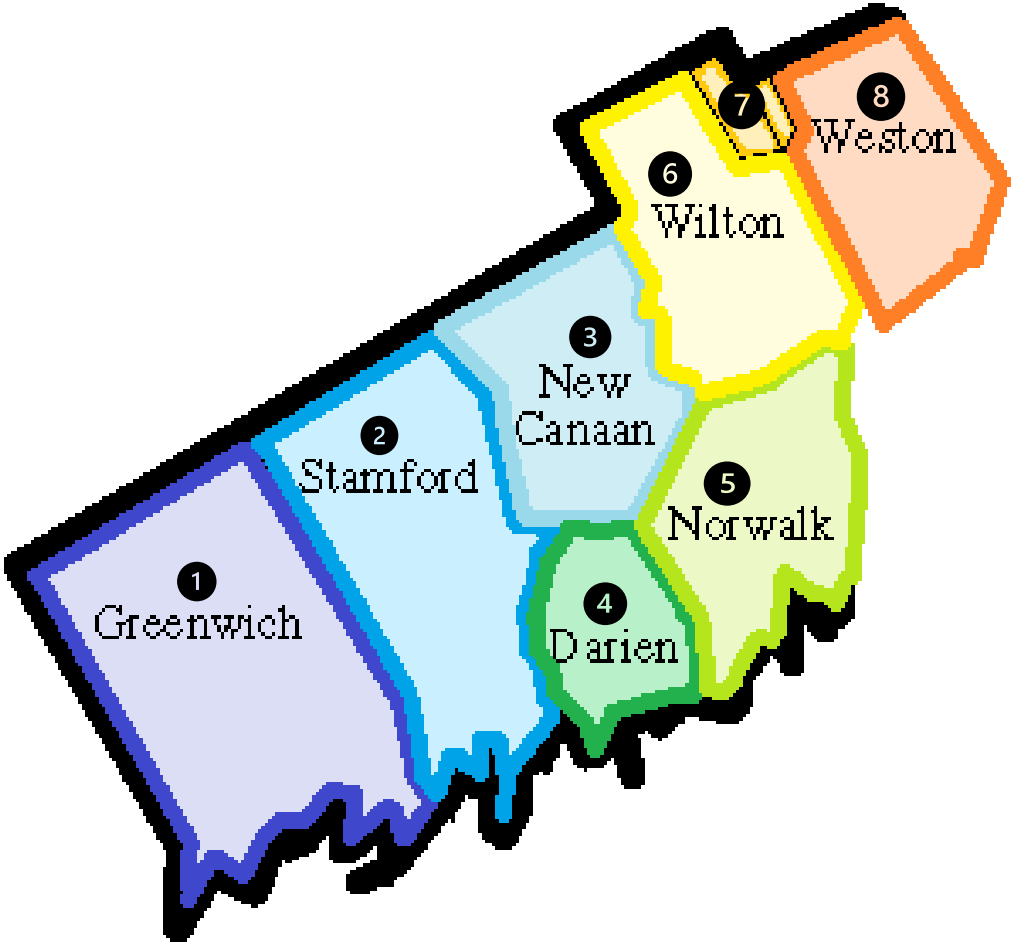
EMS Services Assigned Basic Ambulance PSAs in Region 1: 14

Unassigned Basic Ambulance PSAs in Region 1: 0

Population of Region 1: 701,262

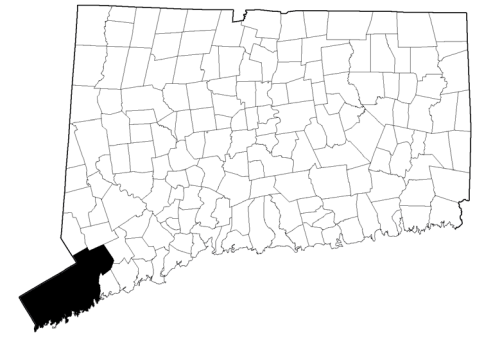
EMTs Certified in Region 1: 2,360

2022 Atlas of Connecticut EMS
Basic Ambulance Primary Service Areas - EMS Region 1



2022 Atlas of Connecticut EMS

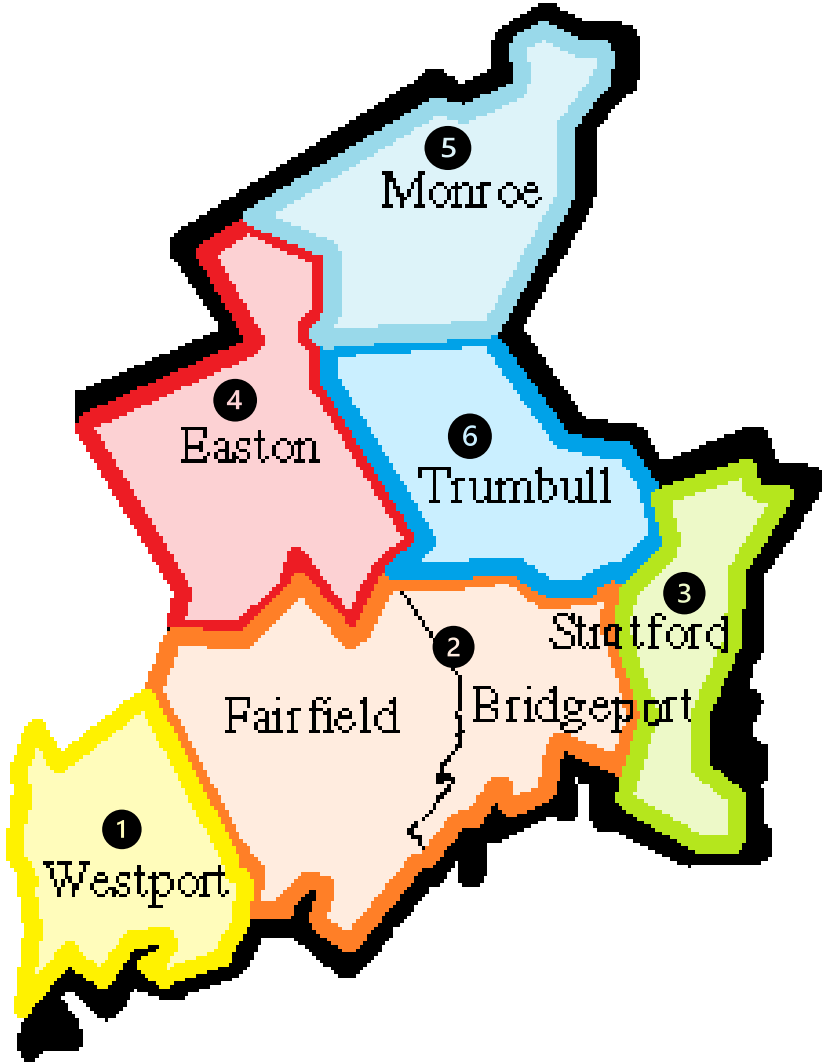
Basic Ambulance Primary Service Areas - EMS Region 1



Primary Service Area Responder	Service Type	Land Area (mi ²)	PSA Population	Pop. Density (pop/mi ²)	2020 EMS Calls in PSA	Active EMT Certs
1. Greenwich EMS	Mun	48	62,840	1,319	3,951	255
2. Stamford EMS	NP	38	129,638	3,444	14,052	281
3. New Canaan EMS	NP	22	20,233	167	2,337	113
4. Darien EMS – Post 53, Inc.	NP	13	21,728	1,716	2,222	249
5. Norwalk Hospital Association	H	23	88,816	3,885	10,737	214
6. Wilton Volunteer Ambulance Corps	NP	27	18,343	684	2,201	85
7. Georgetown Volunteer Fire Department*	FD	-	-	-	-	-
8. Weston Volunteer EMS	FD	20	10,252	517	745	98
Refers to Agency		Refers to Area				

*The Georgetown Fire District PSA is composed of parts of several municipalities. Without more information, it's not possible to divide call and Municipal data between them.

2022 Atlas of Connecticut EMS
Basic Ambulance Primary Service Areas - EMS Region 1



2022 Atlas of Connecticut EMS

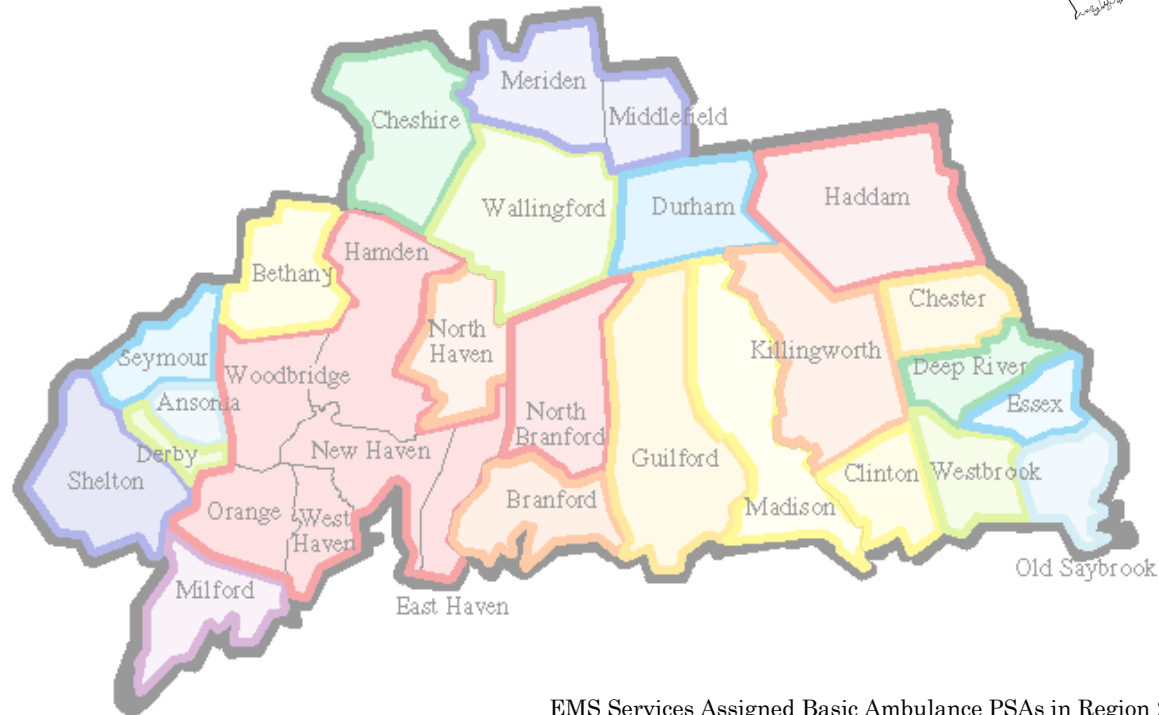
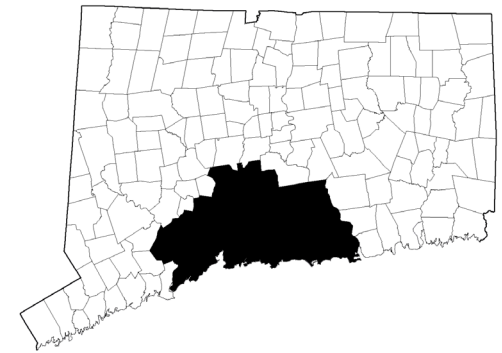
Basic Ambulance Primary Service Areas - EMS Region 1



Primary Service Area Responder	Service Type	Land Area (mi ²)	PSA Population	Pop. Density (pop/mi ²)	2020 EMS Calls in PSA	Active EMT Certs
1. Westport EMS	Mun	20	28,491	1,427	2,940	136
2. American Medical Response (AMR)	Com	46	206,444	5,555	40,391	356
3. Stratford EMS	Mun	17	51,849	2,966	8,313	197
4. Easton Volunteer EMS	NP	27	7,521	274	783	56
5. Monroe Volunteer EMS	Mun	26	19,434	745	2,397	124
6. Trumbull EMS	Mun	23	35,673	1,529	6,128	196
Refers to Agency		Refers to Area				

2022 Atlas of Connecticut EMS

Basic Ambulance Primary Service Areas - EMS Region 2



EMS Services Assigned Basic Ambulance PSAs in Region 2: **24**

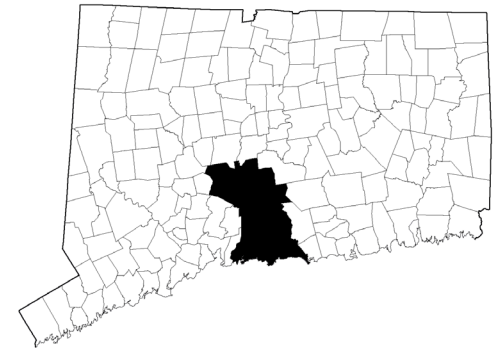
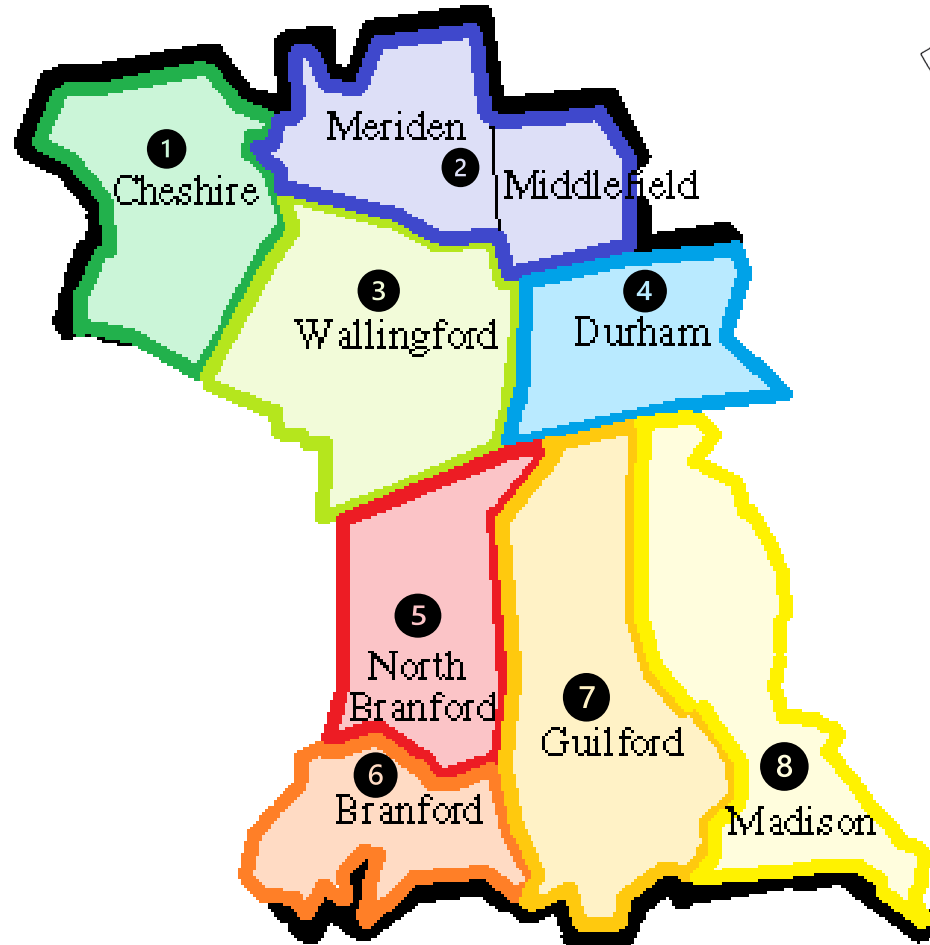
Unassigned Basic Ambulance PSAs in Region 2: **0**

Population of Region 2: **755,350**

EMTs Certified in Region 2: **3,547**

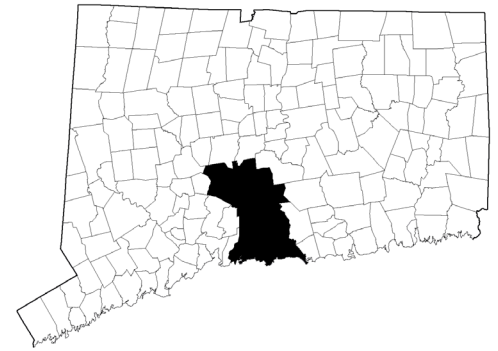
2022 Atlas of Connecticut EMS

Basic Ambulance Primary Service Areas - EMS Region 2



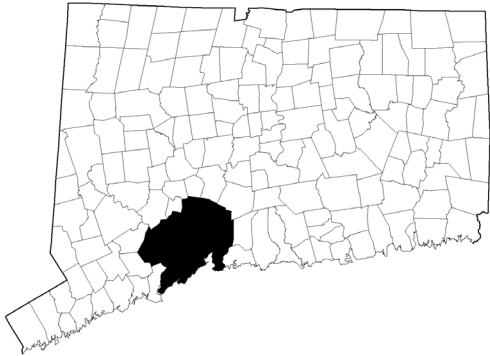
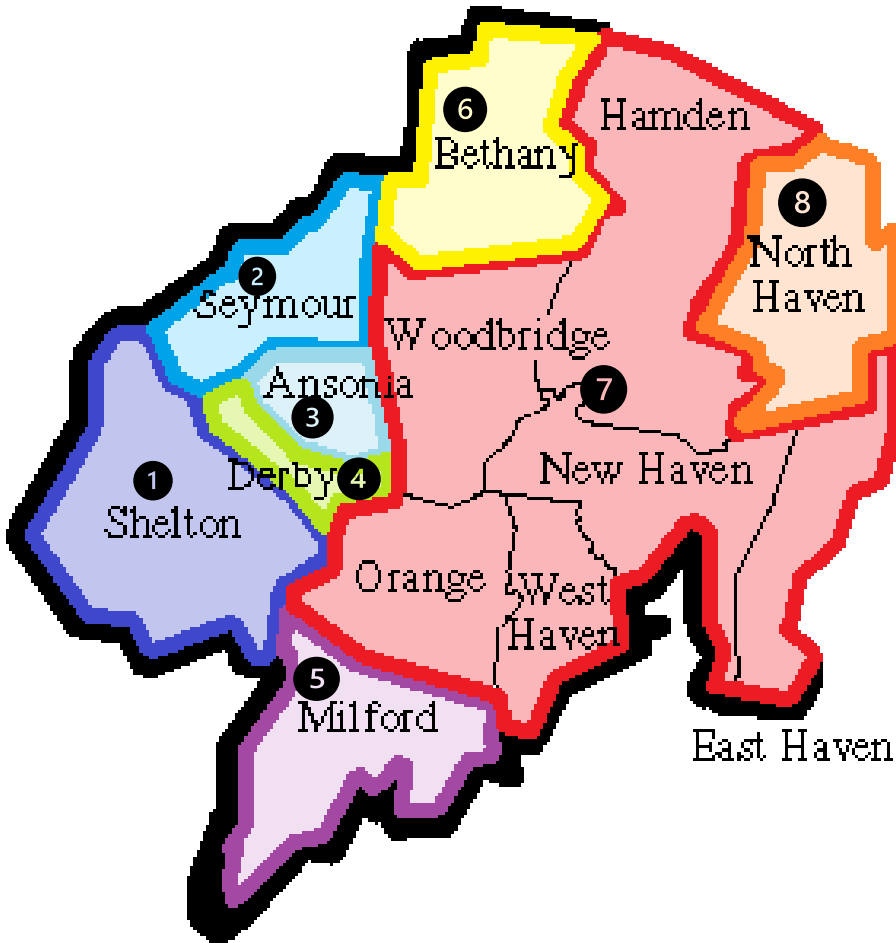
2022 Atlas of Connecticut EMS

Basic Ambulance Primary Service Areas - EMS Region 2



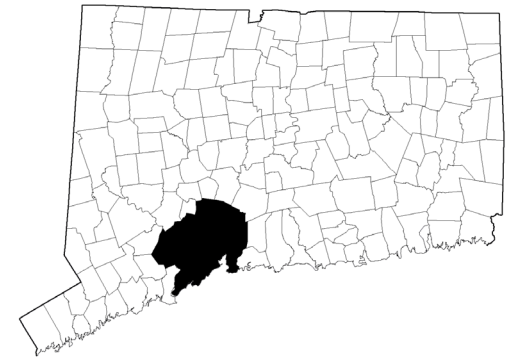
Primary Service Area Responder	Service Type	Land Area (mi ²)	PSA Population	Pop. Density (pop/mi ²)	2020 EMS Calls in PSA	Active EMT Certs
1. Trinity Health of New England EMS	Com-H	33	28,937	875	2,182	144
2. Hunter's Ambulance Service	Com-H	35	63,769	1,421	11,088	217
3. Wallingford Department of Fire Services	FD	39	44,326	1,135	6,674	216
4. Middlesex Hospital	H	23	7,165	302	711	65
5. North Branford Fire Department Ambulance Company #4	FD	24	14,146	571	1,316	119
6. Branford Fire Department EMS	FD	21	27,900	1,277	4,377	155
7. Town of Guilford Fire Department Ambulance	FD	47	22,133	469	2,061	101
8. Madison Ambulance Association, Inc.	NP	36	18,030	498	1,883	93
Refers to Agency		Refers to Area				

2022 Atlas of Connecticut EMS
Basic Ambulance Primary Service Areas - EMS Region 2



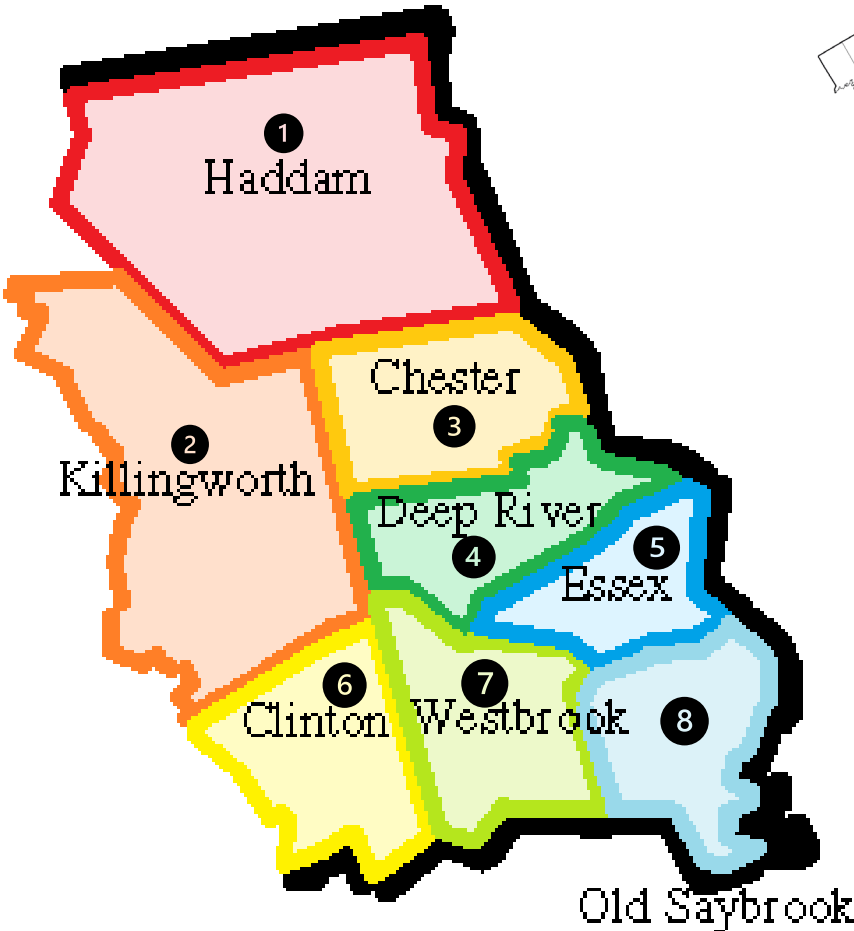
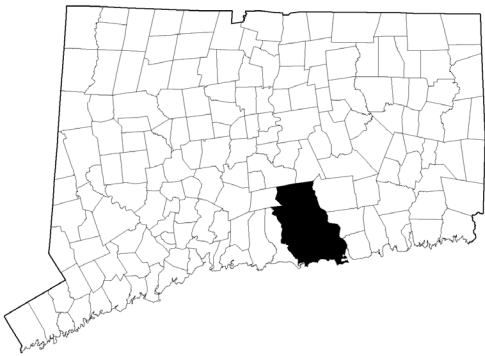
2022 Atlas of Connecticut EMS

Basic Ambulance Primary Service Areas - EMS Region 2



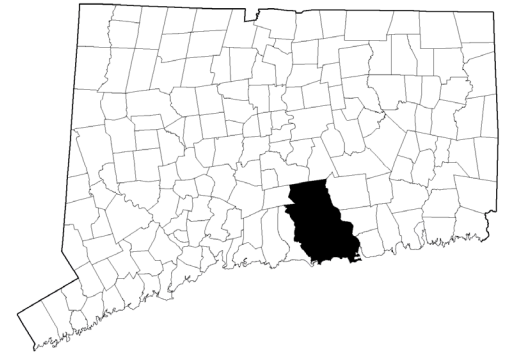
Primary Service Area Responder	Service Type	Land Area (mi ²)	PSA Population	Pop. Density (pop/mi ²)	2020 EMS Calls in PSA	Active EMT Certs
1. Echo Hose Hook and Ladder Volunteer Ambulance	NP	30	41,129	1,342	7,578	219
2. Seymour Ambulance Association, Inc.	NP	14	16,437	1,132	3,400	115
3. Ansonia Rescue & Medical Services (ARMS)	Mun	6	18,654	3,099	4,240	81
4. Storm Engine Company Ambulance & Rescue Corps	NP	5	12,339	2,440	2,365	67
5. Milford Fire Department	FD	22	54,747	2,468	4,516	326
6. Bethany Volunteer Fire Department Ambulance	FD	21	5,548	262	547	46
7. American Medical Response (AMR)	Com	109	296,671	2,721	88,110	1,025
8. North Haven Fire Department	FD	20	23,683	1,136	7,094	155
Refers to Agency		Refers to Area				

2022 Atlas of Connecticut EMS
Basic Ambulance Primary Service Areas - EMS Region 2



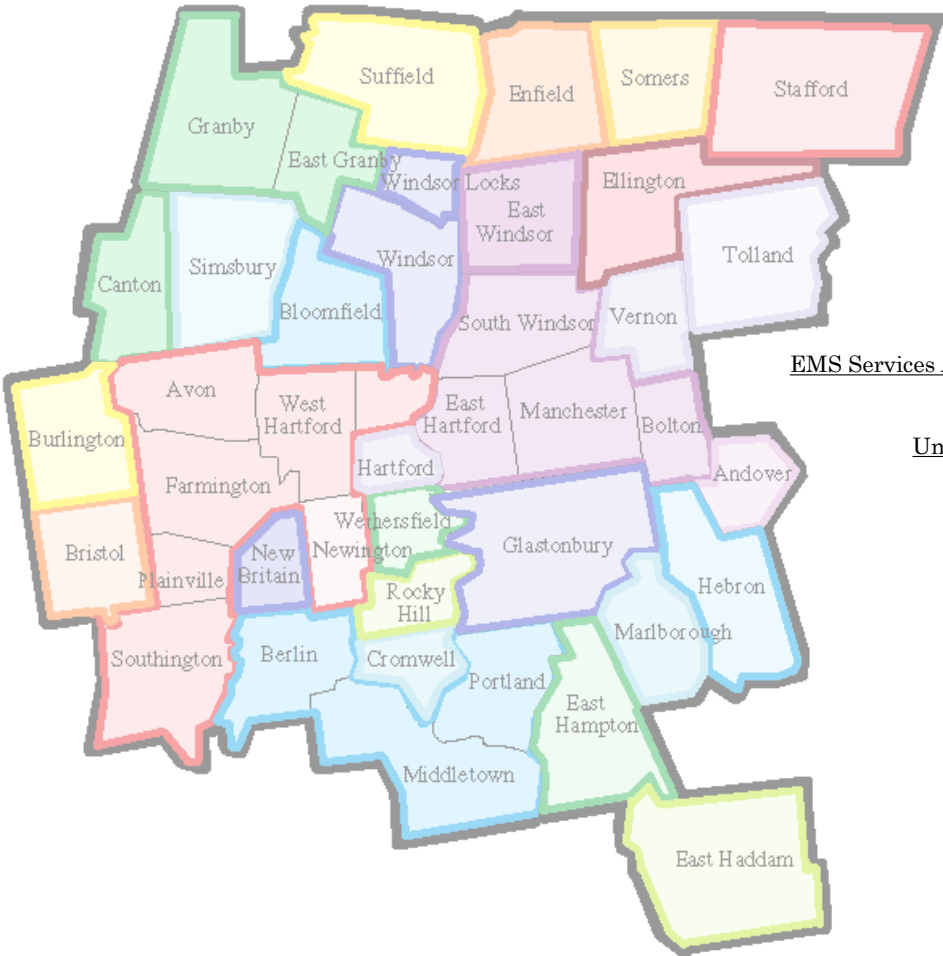
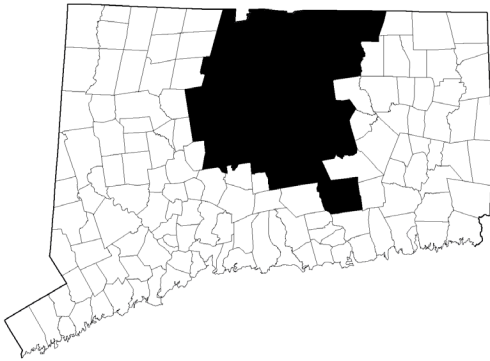
2022 Atlas of Connecticut EMS

Basic Ambulance Primary Service Areas - EMS Region 2



Primary Service Area Responder	Service Type	Land Area (mi ²)	PSA Population	Pop. Density (pop/mi ²)	2020 EMS Calls in PSA	Active EMT Certs
1. Haddam Volunteer Ambulance Service	NP	43	8,193	186	1,148	49
2. Killingworth Ambulance Association	NP	35	6,364	180	399	57
3. Chester Hose Company	FD	16	4,213	262	249	22
4. Deep River Ambulance Association	NP	13	4,443	328	614	30
5. Essex Ambulance Association	NP	10	6,668	641	944	34
6. Clinton Volunteer Fire Department	FD	16	12,925	797	1,278	94
7. Westbrook Ambulance Association	FD	15	6,869	435	1,499	33
8. Old Saybrook Ambulance Association	NP	15	10,061	668	1,390	84
Refers to Agency		Refers to Area				

2022 Atlas of Connecticut EMS
Basic Ambulance Primary Service Areas - EMS Region 3



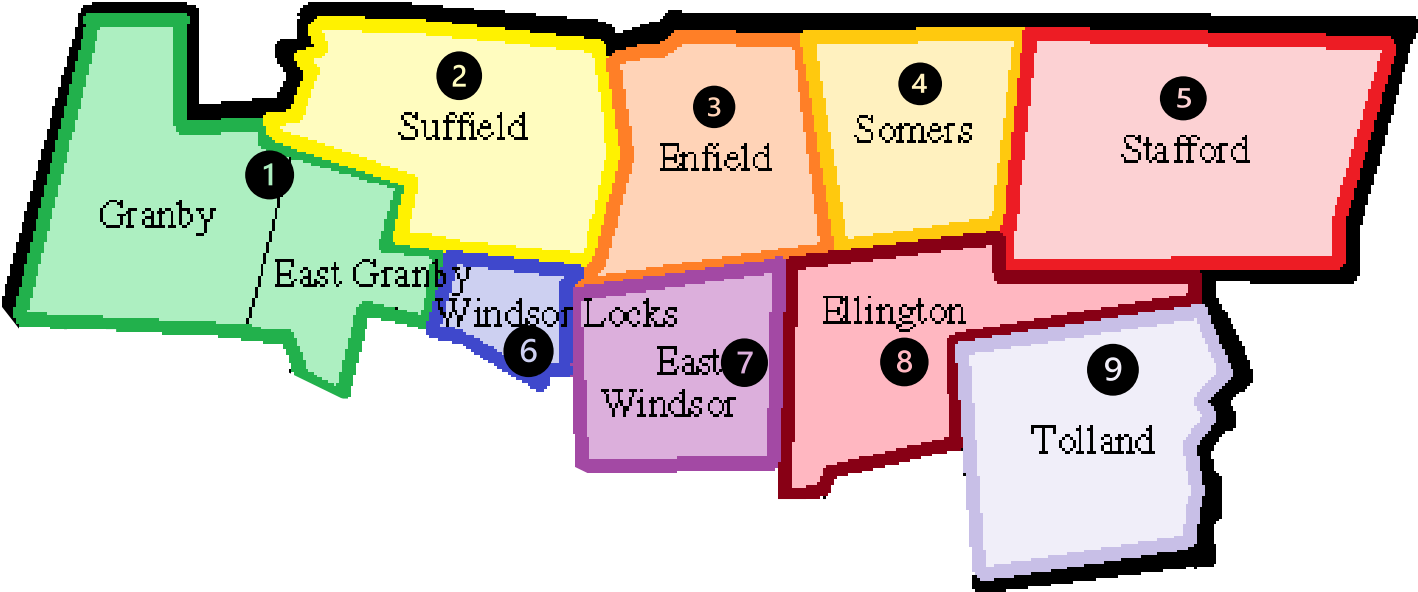
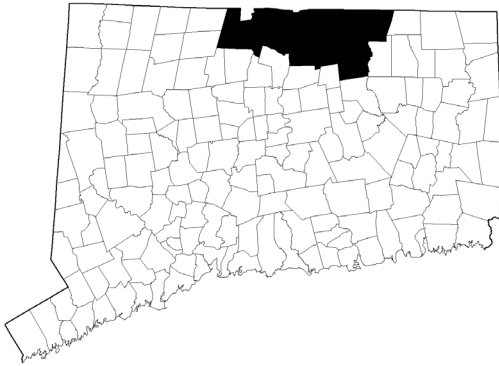
EMS Services Assigned Basic Ambulance PSAs in Region 3: 33

Unassigned Basic Ambulance PSAs in Region 3: 0

Population of Region 3: 1,081,507

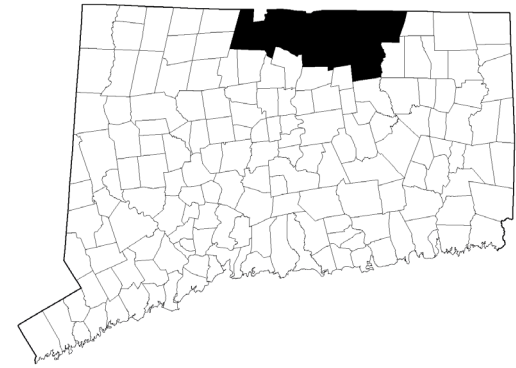
EMTs Certified in Region 3: 3,634

2022 Atlas of Connecticut EMS
Basic Ambulance Primary Service Areas - EMS Region 3



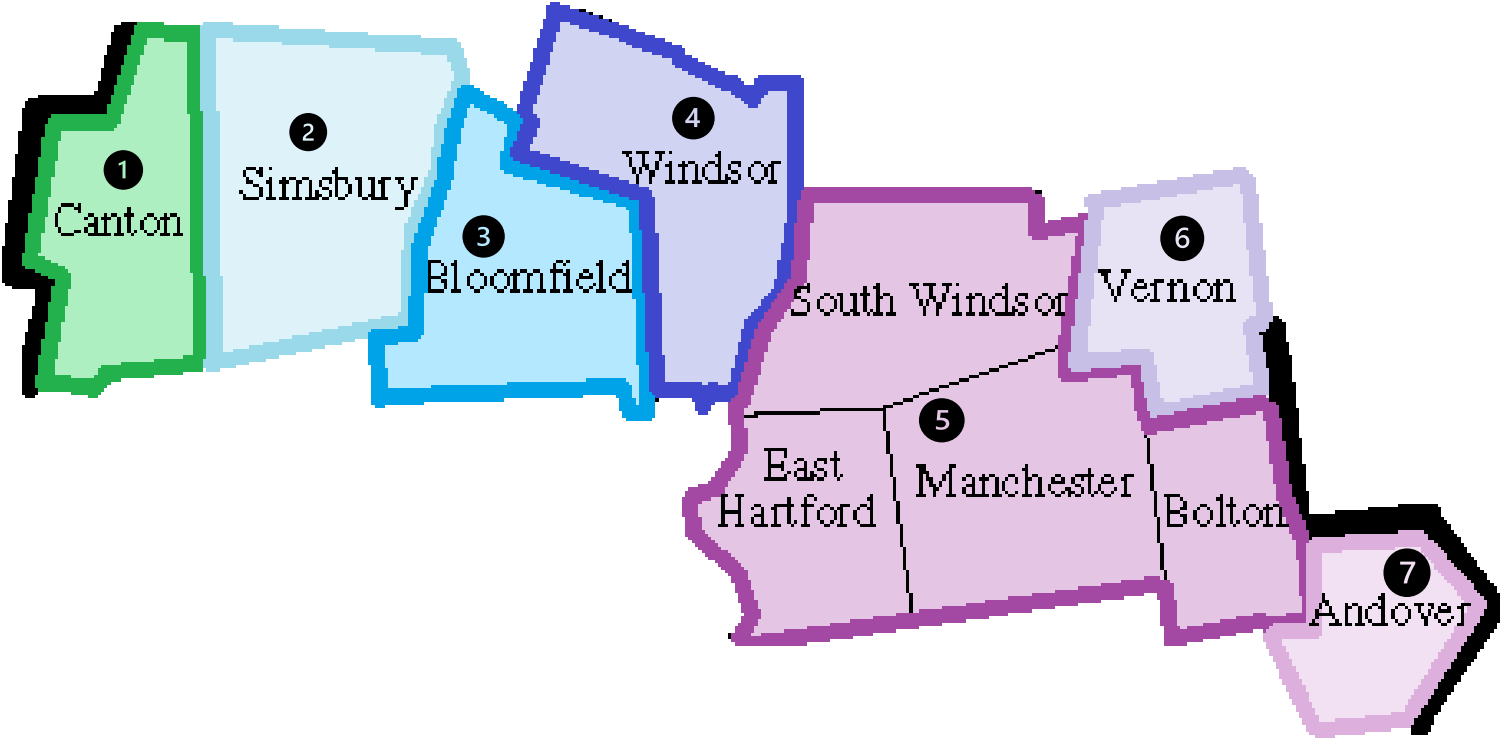
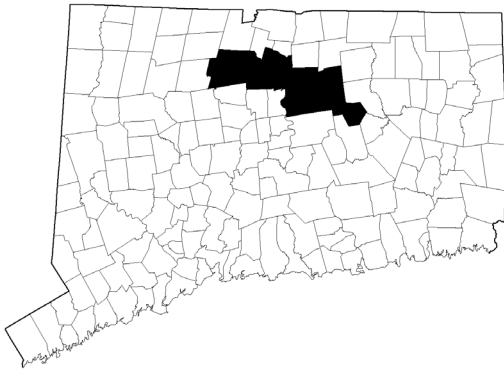
2022 Atlas of Connecticut EMS

Basic Ambulance Primary Service Areas - EMS Region 3



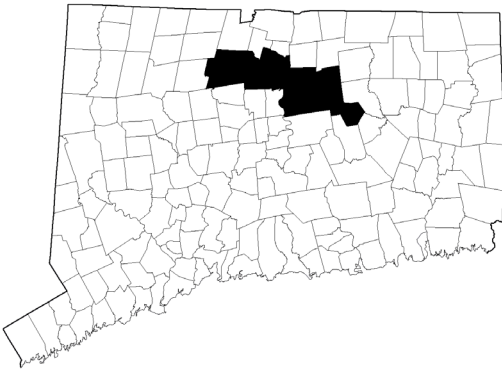
Primary Service Area Responder	Service Type	Land Area (mi ²)	PSA Population	Pop. Density (pop/mi ²)	2020 EMS Calls in PSA	Active EMT Certs
1. Granby Ambulance Association	NP	58	16,647	287	1,497	66
2. Suffield Volunteer Ambulance Association	NP	42	15,814	374	1,814	74
3. Enfield Community Ambulance	Mun	33	43,659	1,312	7,174	200
4. Town of Somers Fire Department	FD	28	10,784	380	752	45
5. Stafford Ambulance Association	NP	58	11,893	204	1,385	69
6. Windsor Locks Lions Club Ambulance	NP	9	12,854	973	1,970	59
7. East Windsor Ambulance Association	NP	26	11,668	444	2,484	32
8. Ellington Volunteer Ambulance Corps	NP	34	16,467	483	1,584	114
9. Tolland Fire Department	FD	39	14,618	368	1,776	76
Refers to Agency		Refers to Area				

2022 Atlas of Connecticut EMS
Basic Ambulance Primary Service Areas - EMS Region 3



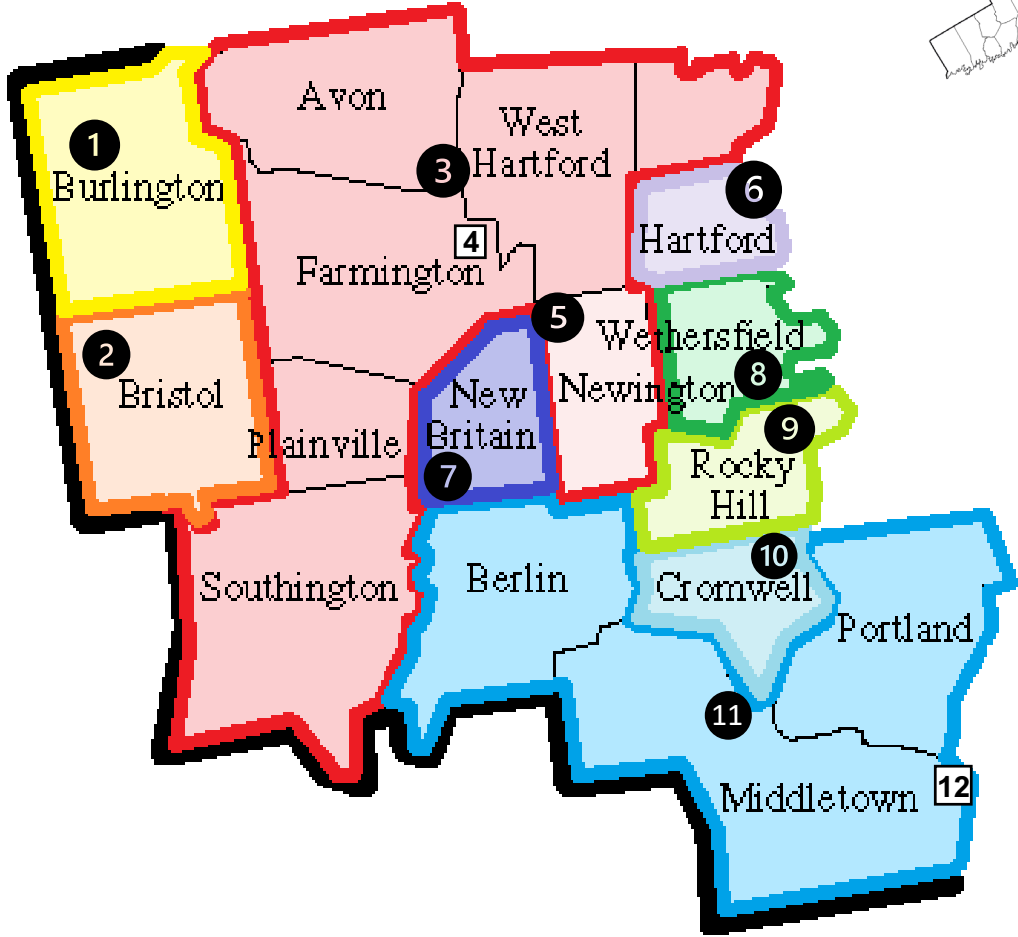
2022 Atlas of Connecticut EMS

Basic Ambulance Primary Service Areas - EMS Region 3



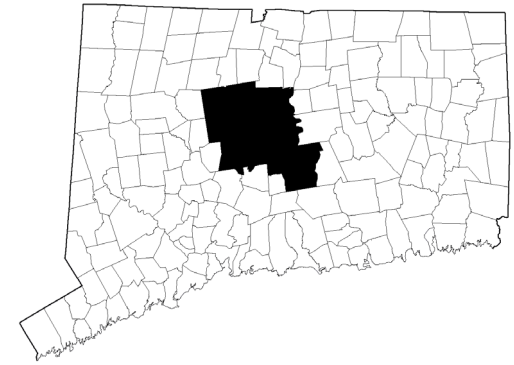
Primary Service Area Responder	Service Type	Land Area (mi ²)	PSA Population	Pop. Density (pop/mi ²)	2020 EMS Calls in PSA	Active EMT Certs
1. Town of Canton Volunteer Fire and EMS Dept.	Mun.	24	10,254	417	1,054	47
2. Simsbury Volunteer Ambulance Association	NP	33	25,395	748	2,139	109
3. Bloomfield Volunteer Ambulance	NP	26	21,211	813	3,561	52
4. Windsor EMS	NP	29	28,733	973	4,098	83
5. Ambulance Service of Manchester, LLC (ASM)	Com-H	87	138,502	1,536	30,358	408
6. Vernon Fire Department	FD	17	29,359	1,658	5,565	123
7. Andover Volunteer Fire Department	FD	15	3,236	209	241	30
Refers to Agency		Refers to Area				

2022 Atlas of Connecticut EMS
Basic Ambulance Primary Service Areas - EMS Region 3



2022 Atlas of Connecticut EMS

Basic Ambulance Primary Service Areas - EMS Region 3

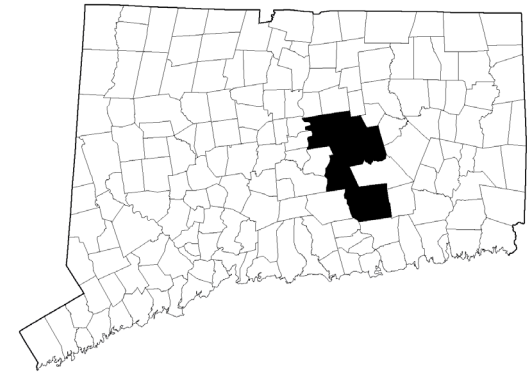
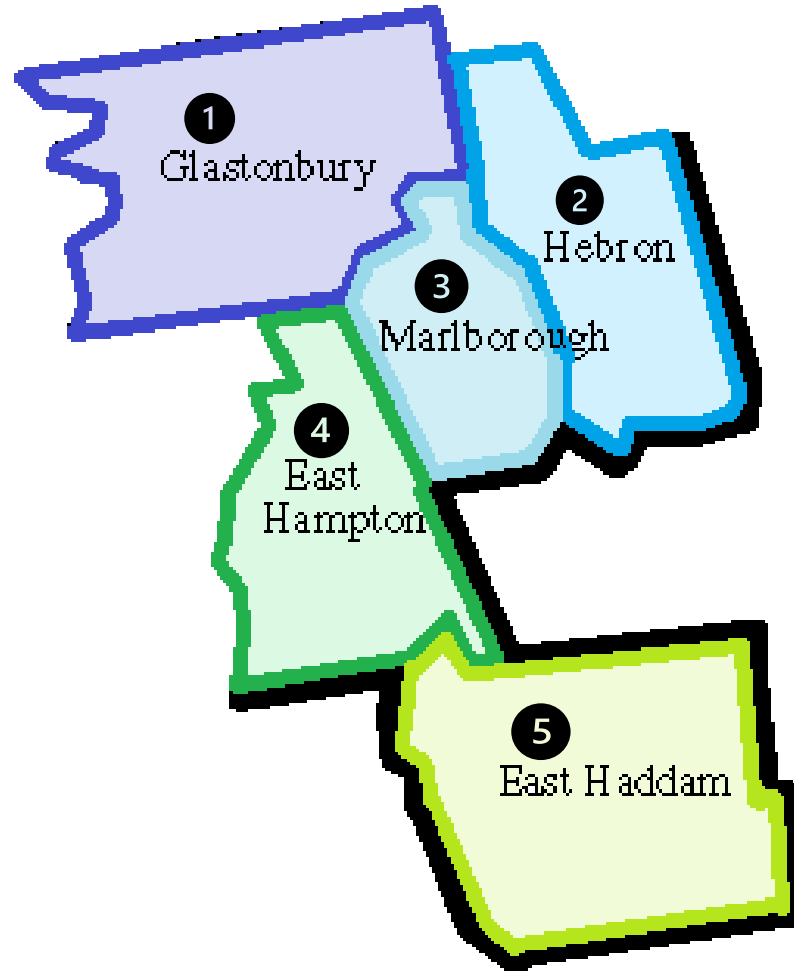


Primary Service Area Responder	Service Type	Land Area (mi ²)	PSA Population	Pop. Density (pop/mi ²)	2020 EMS Calls in PSA	Active EMT Certs
1. Burlington Volunteer Fire Department	FD	29	9,704	326	423	61
2. Bristol Hospital EMS	H	26	59,947	2,269	9,188	170
3. American Medical Response of CT, Inc. (AMR)*	Com	122	259,173	2,438	52,684	668
4. UCONN Fire Department	FD	-	-	-	-	-
5. Newington EMS*	NP	13	30,014	2,284	5,867	97
6. Aetna Ambulance Service	Com-H	9	61,053	6,783	19,814	-
7. New Britain EMS, Inc.	NP	13	72,495	5,412	15,612	107
8. Wethersfield Volunteer Ambulance Association	NP	12	26,008	2,112	3,609	79
9. Rocky Hill Volunteer Ambulance	NP	13	20,115	1,495	3,482	68
10. Cromwell Fire Department	FD	12	13,839	1,111	2,942	76
11. Hunter's Ambulance Service	Com-H	90	75,961	766	12,442	334
12. Pratt and Whitney Medical Team - Middletown	IND	-	-	-	-	-
Refers to Agency		Refers to Area				

*AMR and Newington EMS are both assigned the Basic Ambulance PSA for Newington without notation.

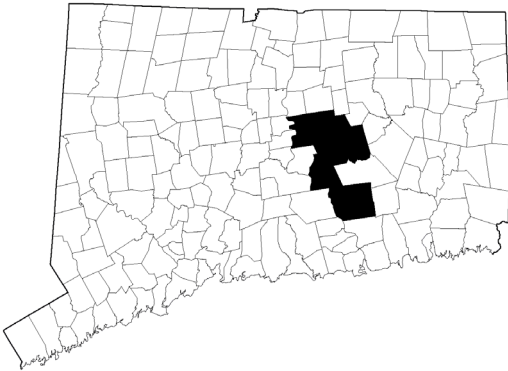
2022 Atlas of Connecticut EMS

Basic Ambulance Primary Service Areas - EMS Region 3



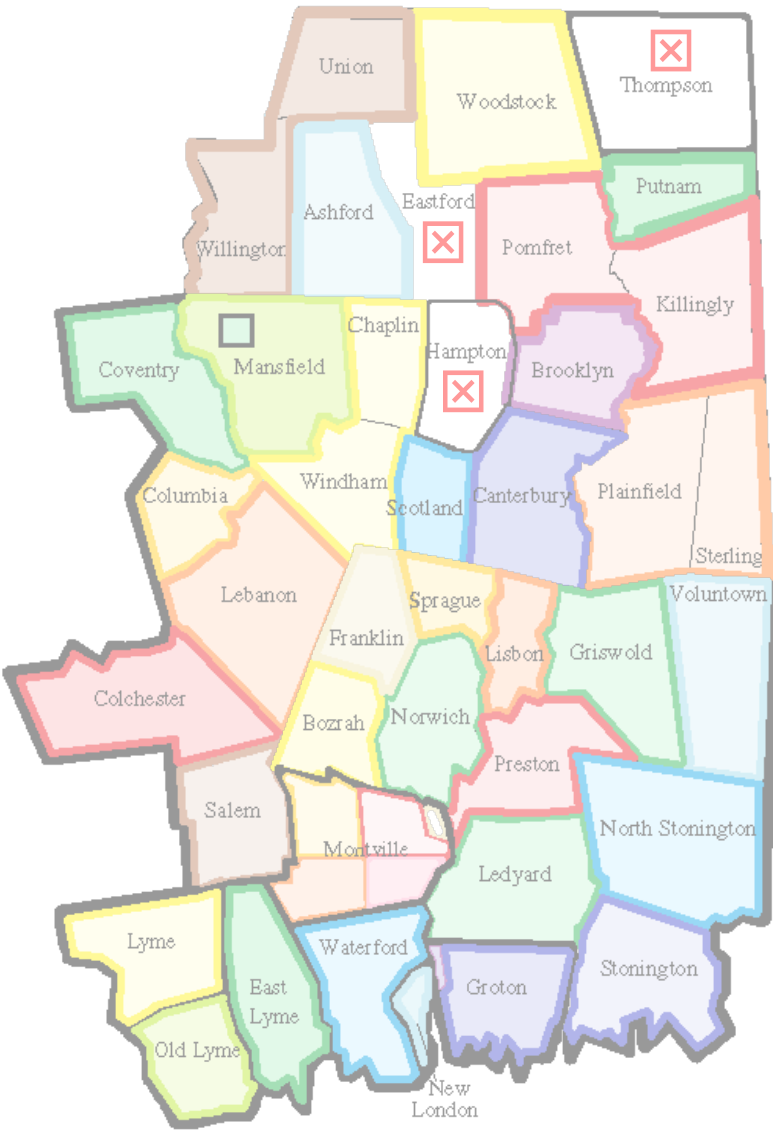
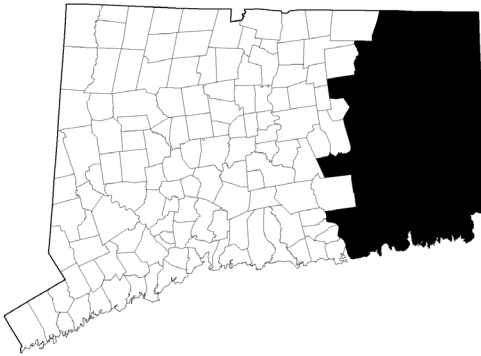
2022 Atlas of Connecticut EMS

Basic Ambulance Primary Service Areas - EMS Region 3



Primary Service Area Responder	Service Type	Land Area (mi ²)	PSA Population	Pop. Density (pop/mi ²)	2020 EMS Calls in PSA	Active EMT Certs
1. Glastonbury EMS	NP	51	34,482	672	3,946	138
2. Hebron Volunteer Fire Department	FD	36	9,504	257	914	66
3. Roy G. Pettengill Ambulance Association	NP	23	6,335	271	795	48
4. East Hampton Ambulance Association	NP	35	12,800	359	1,184	73
5. East Haddam Ambulance Association, Inc.	NP	54	8,997	165	984	57
Refers to Agency		Refers to Area				

2022 Atlas of Connecticut EMS
Basic Ambulance Primary Service Areas - EMS Region 4



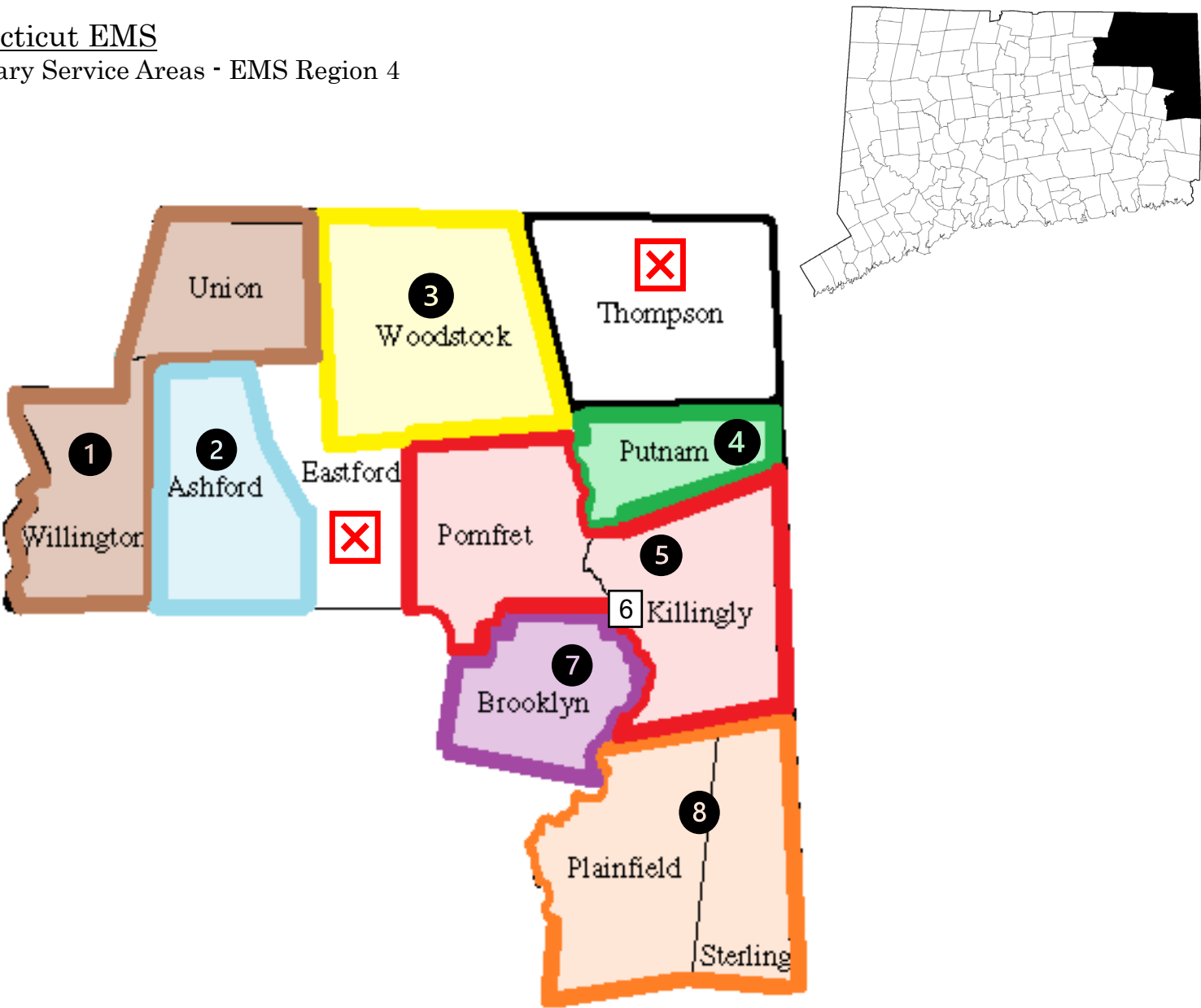
EMS Services Assigned Basic Ambulance PSAs in Region 4: 41

Unassigned Basic Ambulance PSAs in Region 4: 3

Population of Region 4: 430,129

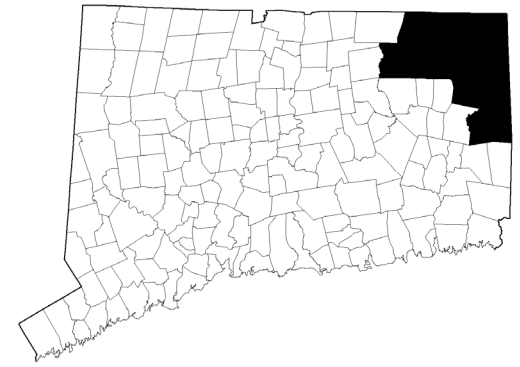
EMTs Certified in Region 4: 2,057

2022 Atlas of Connecticut EMS
Basic Ambulance Primary Service Areas - EMS Region 4



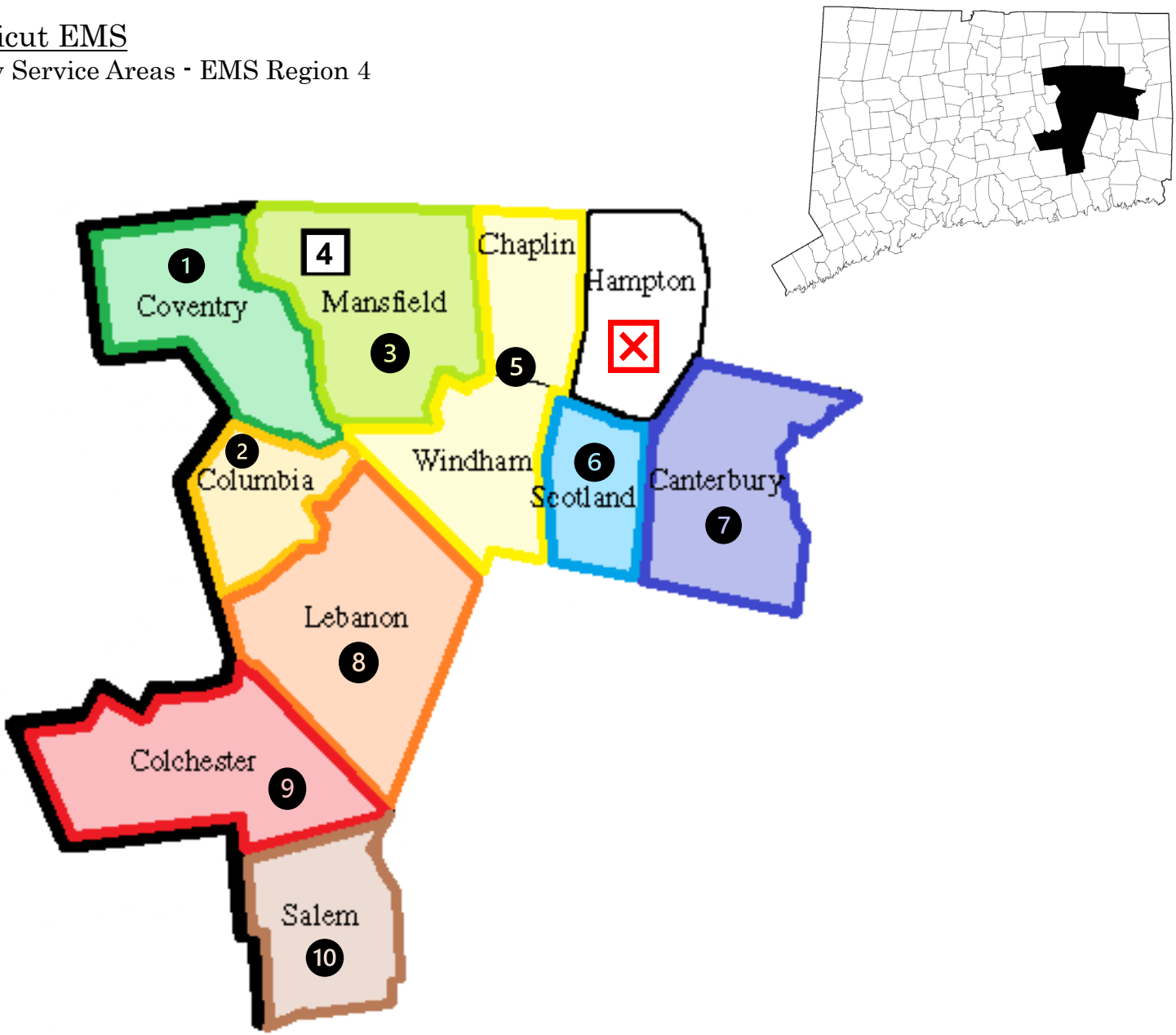
2022 Atlas of Connecticut EMS

Basic Ambulance Primary Service Areas - EMS Region 4



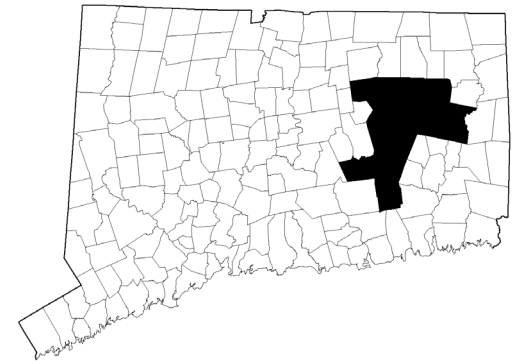
Primary Service Area Responder	Service Type	Land Area (mi ²)	PSA Population	Pop. Density (pop/mi ²)	2020 EMS Calls in PSA	Active EMT Certs
1. Willington Fire Department #1	FD	62	6,703	108	153	44
2. Ashford Volunteer Fire Department	FD	38	4,255	109	441	25
3. Woodstock EMS	NP	60	7,858	129	768	39
4. Putnam EMS	NP	20	9,389	462	2,148	28
5. KB Ambulance	NP	88	21,539	231	3,123	88
6. Williamsville Fire Engine Company	FD	-	-	-	-	-
7. Mortlake Fire Department	FD	29	8,272	284	1,344	35
8. American Legion Ambulance Fund	NP	69	18,907	247	2,613	71
Thompson - BASIC AMBULANCE PSA UNASSIGNED		46	9,379	200	1,208	36
Eastford - BASIC AMBULANCE PSA UNASSIGNED		29	1,790	62	139	7
Refers to Agency		Refers to Area				

2022 Atlas of Connecticut EMS
Basic Ambulance Primary Service Areas - EMS Region 4



2022 Atlas of Connecticut EMS

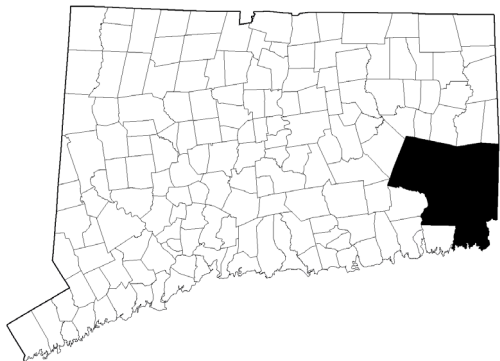
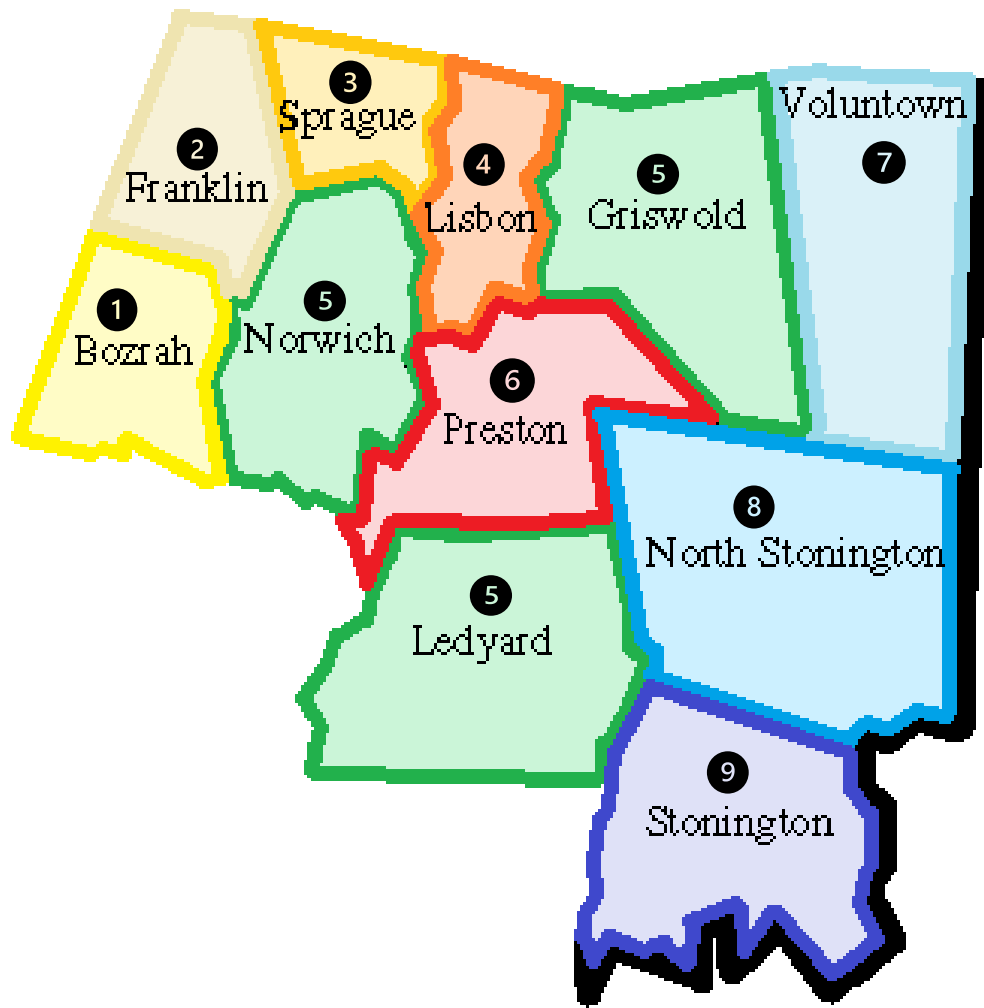
Basic Ambulance Primary Service Areas - EMS Region 4



Primary Service Area Responder	Service Type	Land Area (mi ²)	PSA Population	Pop. Density (pop/mi ²)	2020 EMS Calls in PSA	Active EMT Certs
1. Town of Coventry Fire/EMS Department	Mun	37	12,407	330	962	70
2. Colombia Volunteer Fire Department	FD	21	5,379	251	556	44
3. Town of Mansfield Division of Fire/EMS	Mun	44	25,487	571	51*	65
4. UCONN Fire Department	FD	-	-	-	-	-
5. Willimantic Fire Department	FD	45	26,800	512	4,735	81
6. Scotland Volunteer Fire Department	FD	18	1,679	89	115	4
7. Canterbury Volunteer Fire Company	FD	39	5,079	127	315	23
8. Lebanon Volunteer Fire Department	FD	54	7,144	132	708	50
9. Colchester-Hayward Volunteer Fire Department	FD	48	15,809	322	1,740	118
10. Gardner Lake Volunteer Fire Company	FD	28	4,083	141	273	34
Hampton – BASIC AMBULANCE PSA UNASSIGNED		25	1,842	73	186	23
Refers to Agency		Refers to Area				

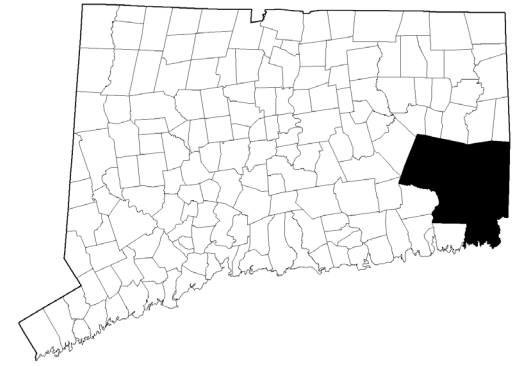
*The 2020 CEMSTARS Report lists 51 calls happening within these 2 PSAs, although it lists Mansfield Fire/EMS as completing 1,500 calls and UCONN Fire Department completing 504 calls.

2022 Atlas of Connecticut EMS
Basic Ambulance Primary Service Areas - EMS Region 4



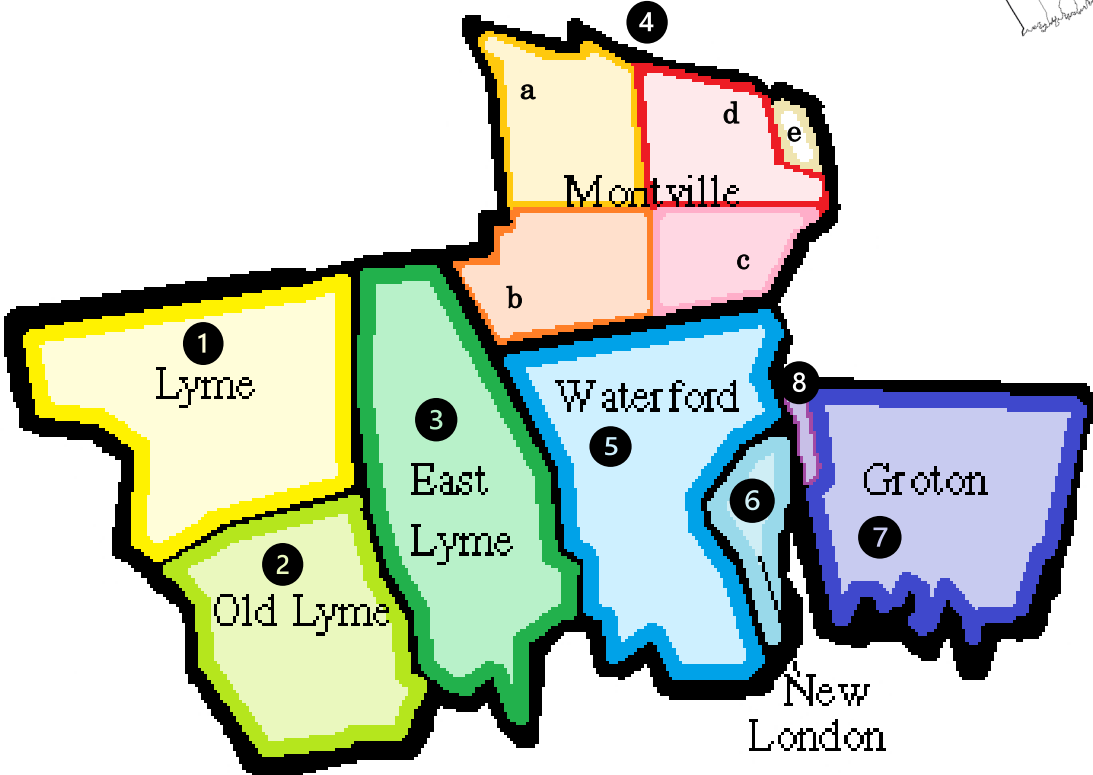
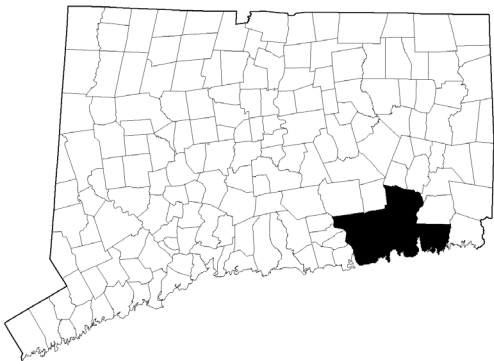
2022 Atlas of Connecticut EMS

Basic Ambulance Primary Service Areas - EMS Region 4



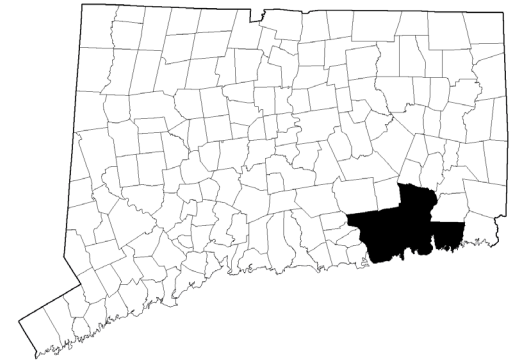
Primary Service Area Responder	Service Type	Land Area (mi ²)	PSA Population	Pop. Density (pop/mi ²)	2020 EMS Calls in PSA	Active EMT Certs
1. Bozrah Volunteer Fire Company	FD	19	2,726	136	396	23
2. Franklin Volunteer Fire Department	FD	19	1,920	98	180	19
3. Baltic Fire Department	FD	13	2,859	215	210	29
4. Lisbon Fire Department, Inc.	FD	16	4,220	259	184	24
5. American Ambulance Service, Inc.	Com	100	64,923	698	9,827	270
6. Poquetanuck Volunteer Fire Department	FD	30	4,625	150	49	35
7. Voluntown Volunteer Fire Company #1	FD	38	2,510	64	263	37
8. North Stonington Ambulance Association	NP	54	5,196	95	974	43
9. The Basic Ambulance PSA for the town of Stonington is currently assigned without notation to: Mystic River Ambulance Association, Stonington Volunteer Ambulance Corp, and Westerly Ambulance Corps.	-	38	18,559	480	3,592	134
Refers to Agency		Refers to Area				

2022 Atlas of Connecticut EMS
Basic Ambulance Primary Service Areas - EMS Region 4



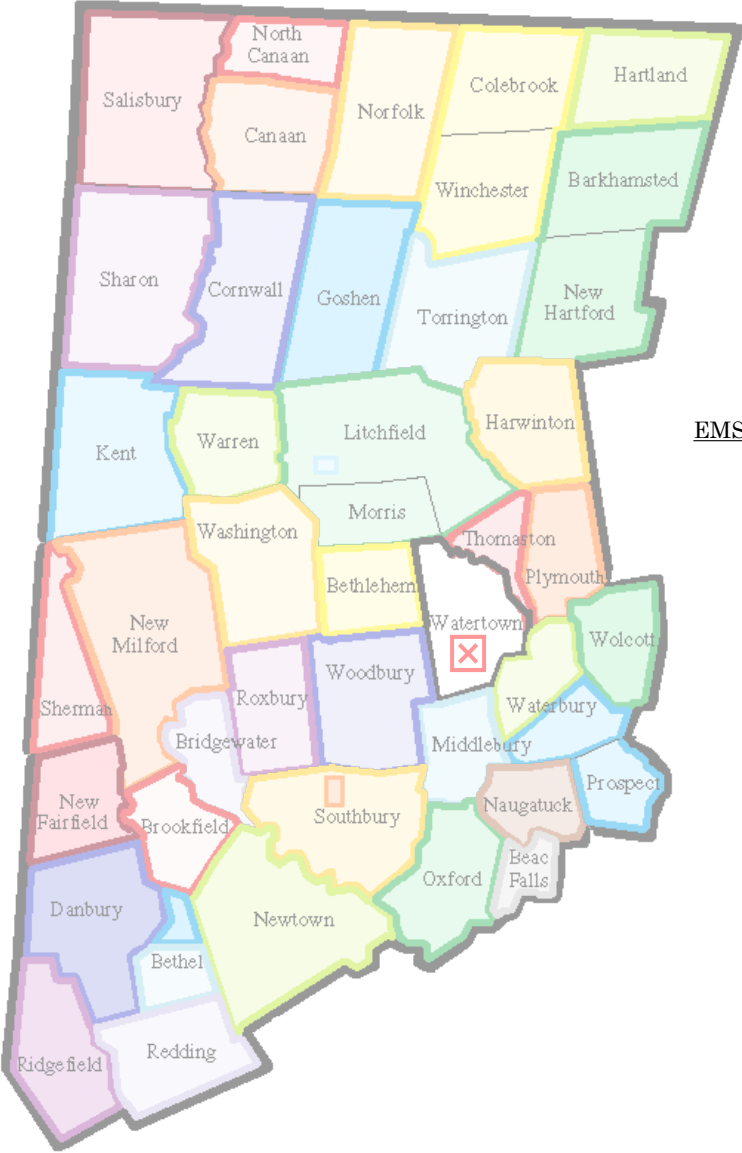
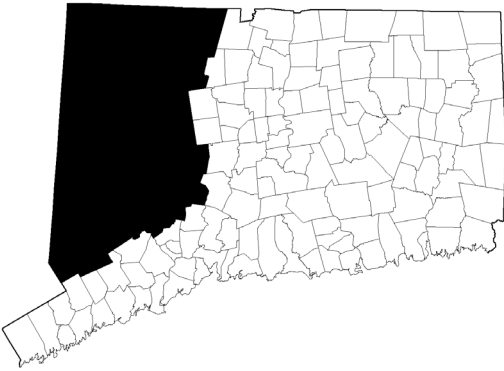
2022 Atlas of Connecticut EMS

Basic Ambulance Primary Service Areas - EMS Region 4



Primary Service Area Responder	Service Type	Land Area (mi ²)	PSA Population	Pop. Density (pop/mi ²)	2020 EMS Calls in PSA	Active EMT Certs
1. Lyme Ambulance Association	NP	31	2,316	72	92	14
2. Old Lyme South End Volunteer Ambulance Association	NP	23	7,306	317	949	39
3. East Lyme Ambulance	NP	34	18,462	543	2,529	90
4. Montville PSAs a. Oakdale Fire Company b. Chesterfield Fire Company c. Montville Fire Company d. Mohegan Fire Company e. Mohegan Tribal Fire Company	FDs	41	18,508 (Montville)	441	2,475 (Montville)	103
5. Waterford Ambulance Association	NP	32	18,746	572	3,342	151
6. New London Fire Department	FD	5	26,858	4,783	6,804	60
7. Groton Ambulance Association	NP	31	38,436	1,238	6,963	101
8. Submarine Base Fire Department	FD	-	-	-	-	-
Refers to Agency		Refers to Area				

2022 Atlas of Connecticut EMS
Basic Ambulance Primary Service Areas - EMS Region 5



EMS Services Assigned Basic Ambulance PSAs in Region 5: 42

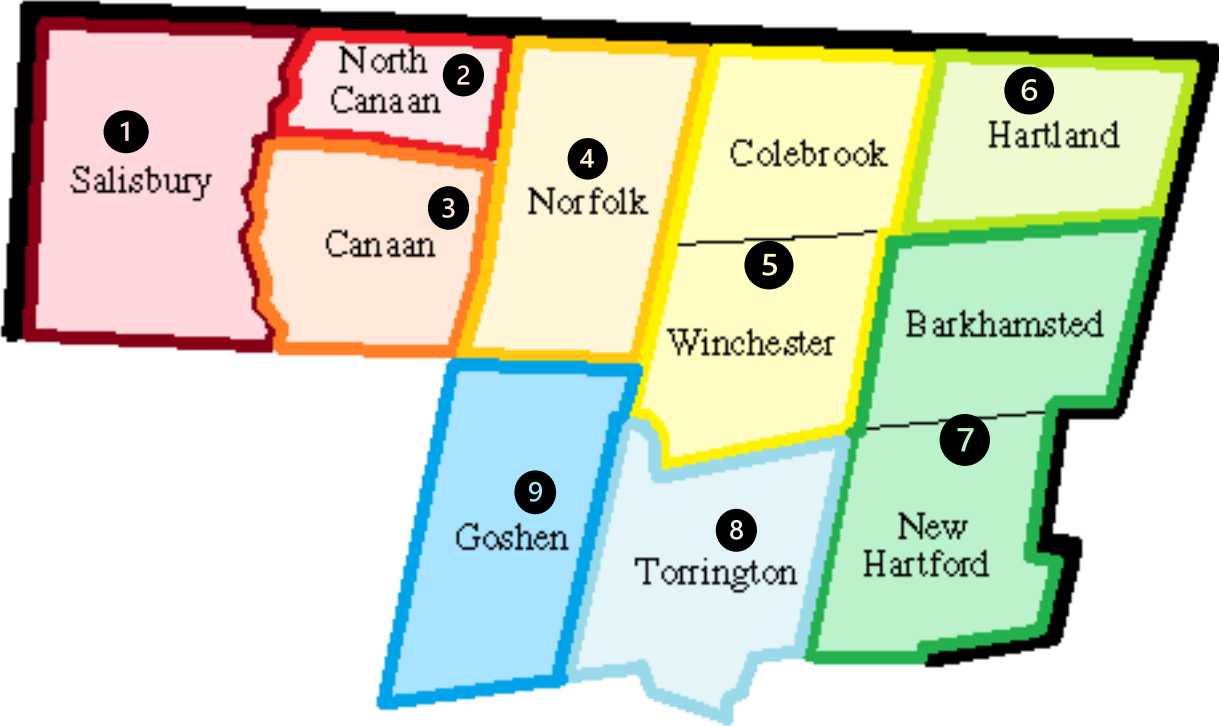
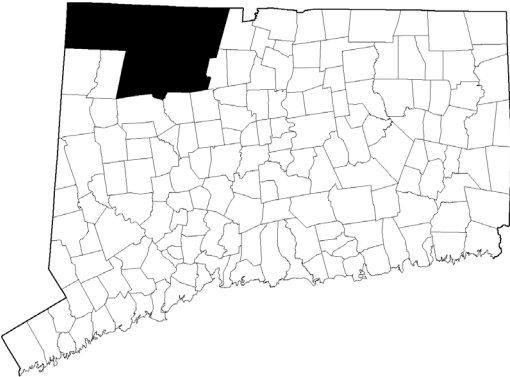
Unassigned Basic Ambulance PSAs in Region 5: 1

Population of Region 5: 595,205

EMTs Certified in Region 5: 2,668

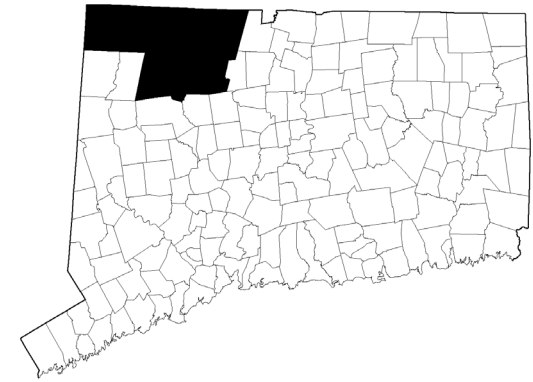
2022 Atlas of Connecticut EMS

Basic Ambulance Primary Service Areas - EMS Region 5



2022 Atlas of Connecticut EMS

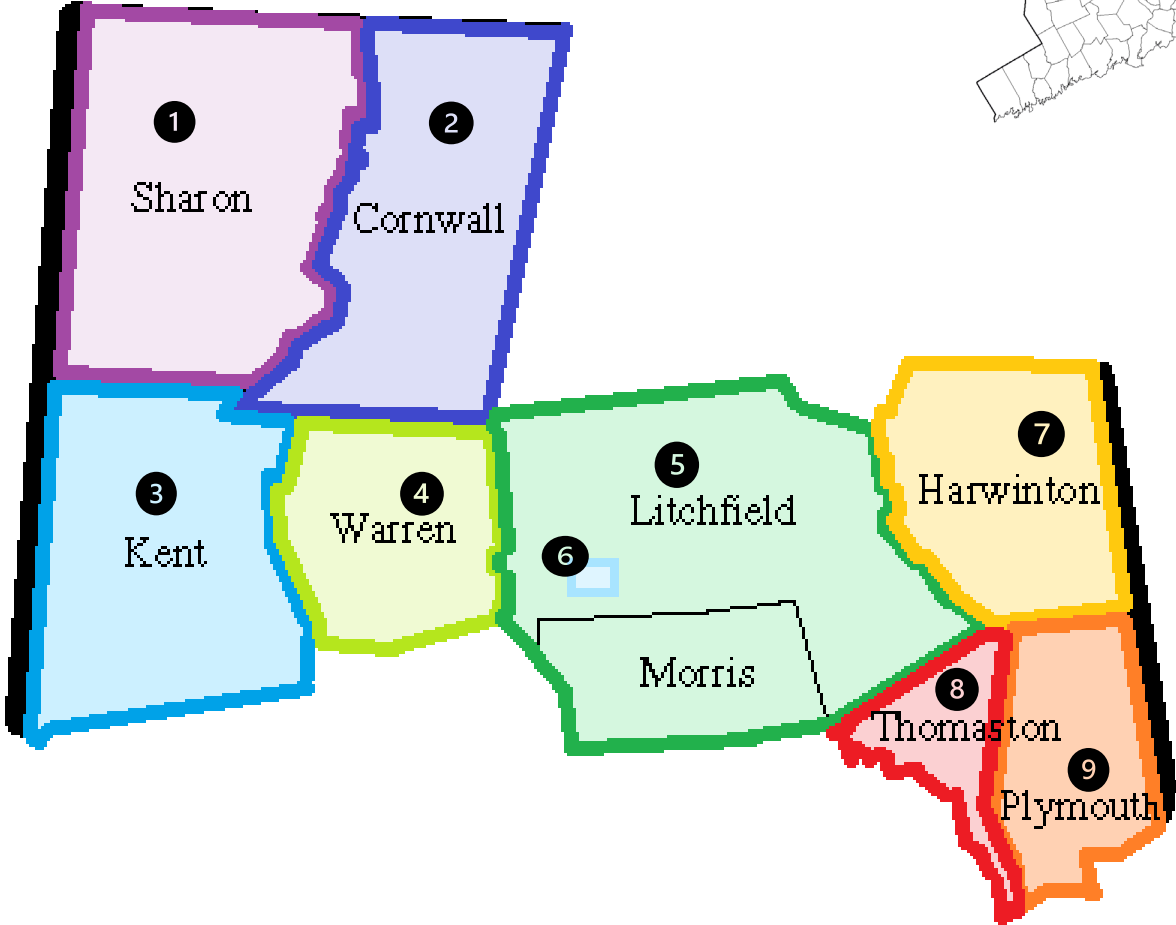
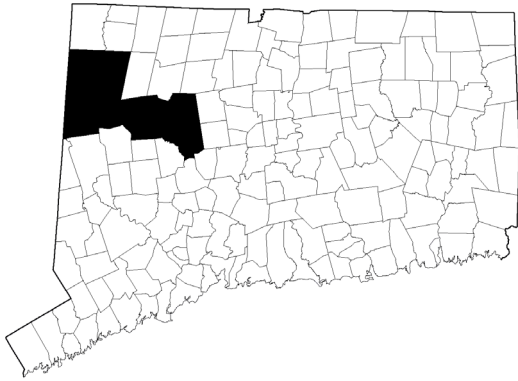
Basic Ambulance Primary Service Areas - EMS Region 5



Primary Service Area Responder	Service Type	Land Area (mi ²)	PSA Population	Pop. Density (pop/mi ²)	2020 EMS Calls in PSA	Active EMT Certs
1. Salisbury Volunteer Ambulance Service	NP	57	3,600	62	652	44
2. North Canaan Volunteer Ambulance Corps	NP	19	3,251	167	794*	27*
3. Falls Village Volunteer Fire Department	FD	32	1,053	32		
4. Norfolk Lions Club Ambulance	NP	45	1,630	36	143	24
5. Winsted Area Ambulance Association	NP	63	12,004	185	1,156	56
6. Granby Ambulance Association	NP	33	2,120	64	134	14
7. New Hartford Volunteer Ambulance Association	NP	73	10,262	139	916	71
8. Trinity Health of New England EMS	Com	39	34,044	856	5,295	129
9. Goshen Fire Company, Inc	FD	43	2,863	65	230	31
Refers to Agency		Refers to Area				

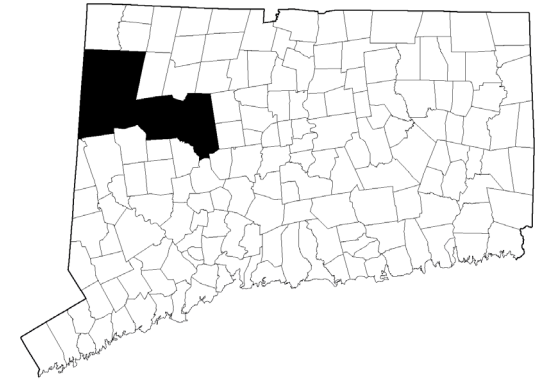
*Separating call volume and other data between Canaan and North Canaan is not currently possible, so they are combined here. Despite a clearly drawn border, these two municipalities are frequently confused in state and federal datasets.

2022 Atlas of Connecticut EMS
Basic Ambulance Primary Service Areas - EMS Region 5



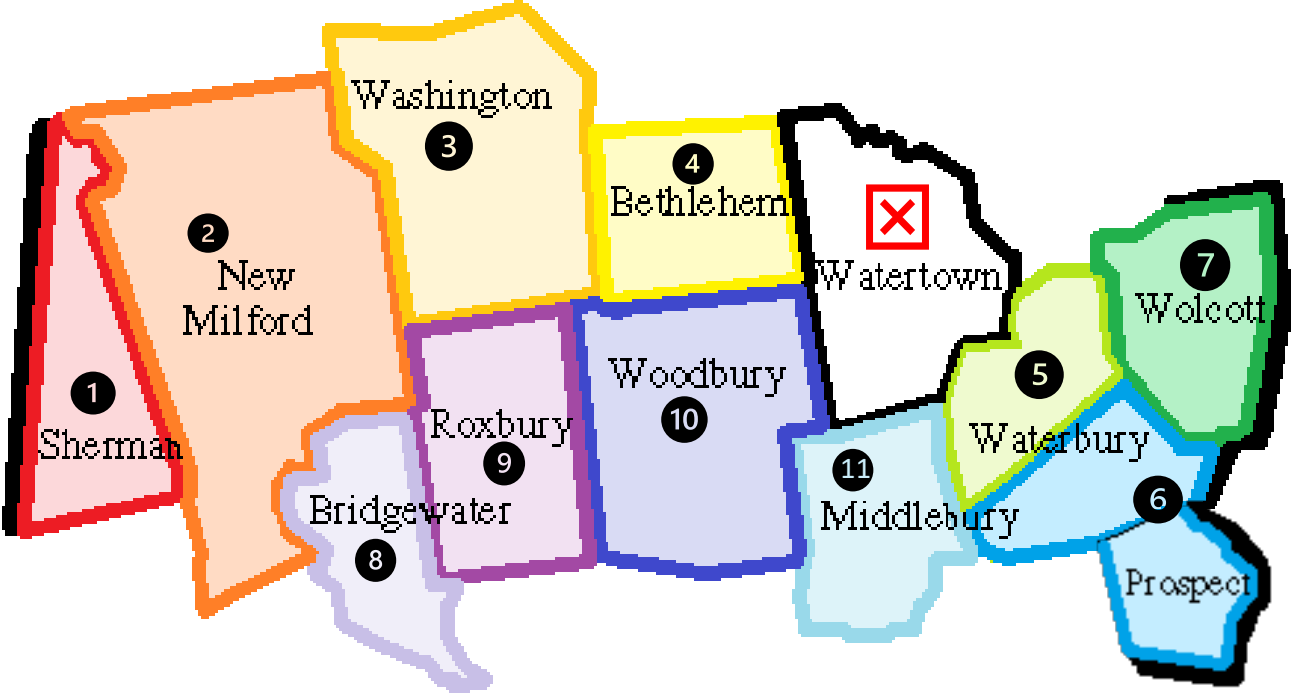
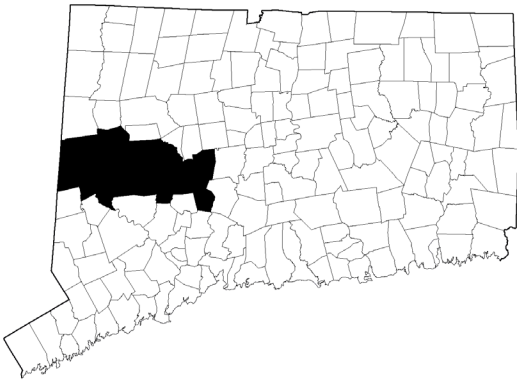
2022 Atlas of Connecticut EMS

Basic Ambulance Primary Service Areas - EMS Region 5



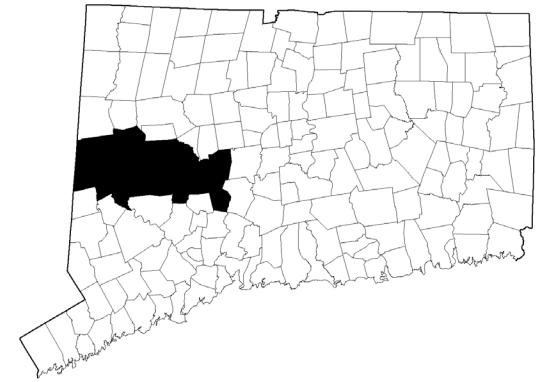
Primary Service Area Responder	Service Type	Land Area (mi ²)	PSA Population	Pop. Density (pop/mi ²)	2020 EMS Calls in PSA	Active EMT Certs
1. Sharon Fire Department, Inc.	FD	58	2,689	45	434	20
2. Cornwall Volunteer Fire Department	FD	46	1,362	29	198	23
3. Kent Volunteer Fire Department	FD	48	2,777	57	340	15
4. Warren Volunteer Fire Company, Inc.	FD	26	1,395	53	129	19
5. Litchfield Volunteer Ambulance Association	NP	73	10,348	136	1,621	67
6. Bantam Fire Company	FD	-	-	-	-	14
7. Harwinton Ambulance Association	NP	30	5,420	176	464	40
8. Thomaston Volunteer Ambulance Corps, Inc.	NP	11	7,535	629	583	36
9. Plymouth Volunteer Ambulance Corps	NP	21	11,598	529	1,169	53
Refers to Agency		Refers to Area				

2022 Atlas of Connecticut EMS
Basic Ambulance Primary Service Areas - EMS Region 5



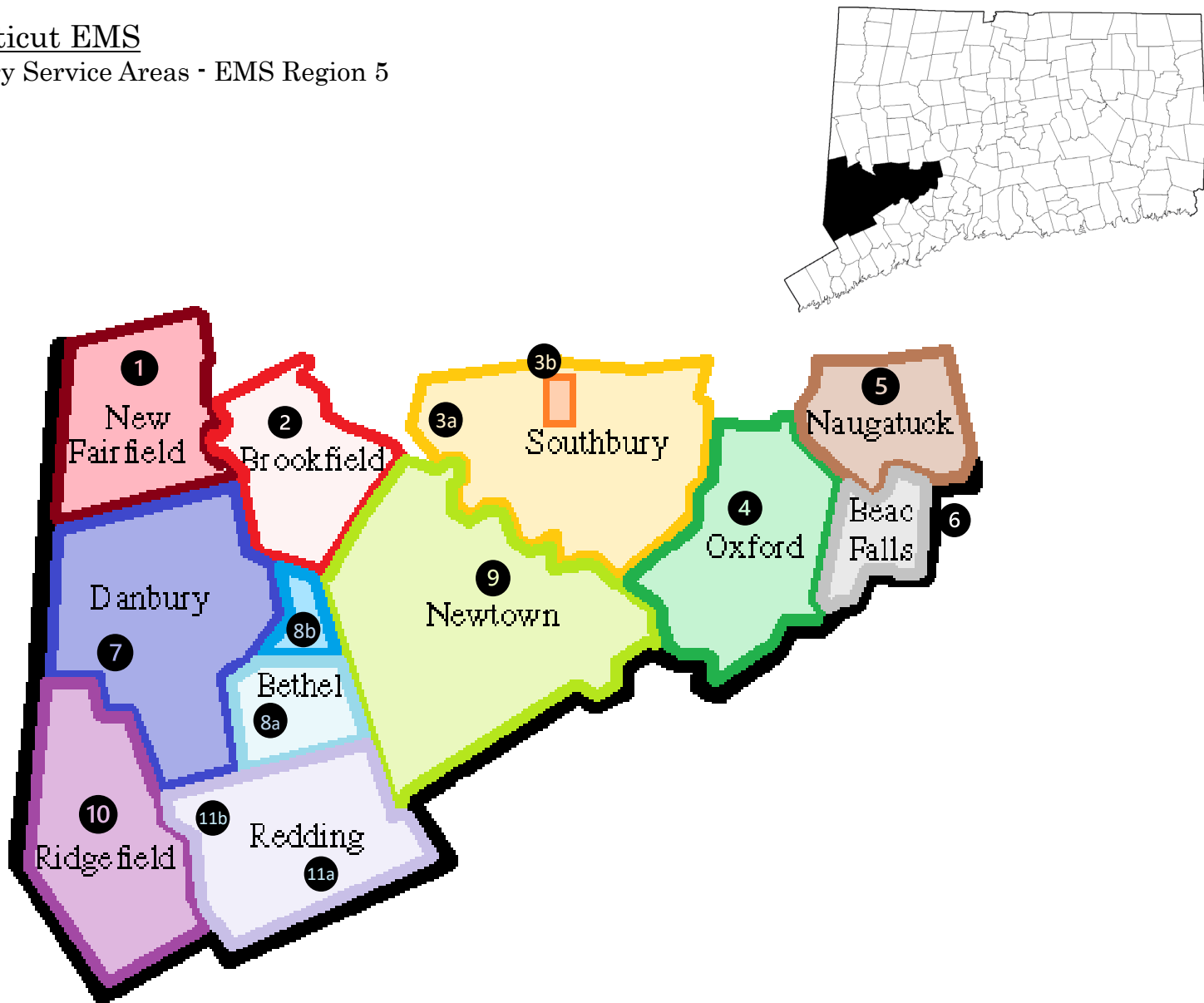
2022 Atlas of Connecticut EMS

Basic Ambulance Primary Service Areas - EMS Region 5



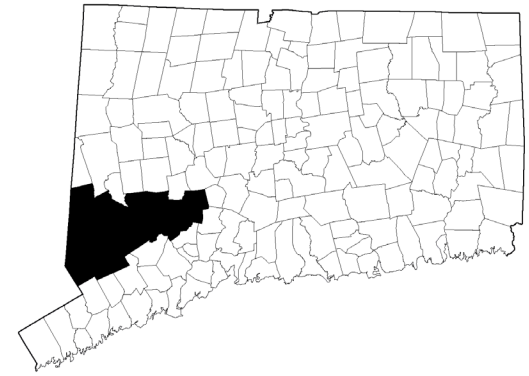
Primary Service Area Responder	Service Type	Land Area (mi ²)	PSA Population	Pop. Density (pop/mi ²)	2020 EMS Calls in PSA	Active EMT Certs
1. Sherman Volunteer Fire Department	FD	21	3,630	165	435	26
2. New Milford Community Ambulance	NP	61	26,805	435	3,314	103
3. Washington Ambulance Association, Inc.	NP	38	3,428	90	486	28
4. Bethlehem Ambulance Association	NP	19	3,402	175	188	56
5. American Medical Response	Com	14	53,784	3,771	11,131	86
6. Trinity Health of New England EMS	Com-H	28	63,486	2,226	13,397	143
7. Wolcott Volunteer Ambulance Association, Inc.	NP	20	16,587	811	1,958	87
8. Bridgewater Volunteer Fire Department	FD	16	1,635	99	170	22
9. Roxbury Ambulance Association	NP	26	2,152	81	170	30
10. Woodbury Ambulance Association	NP	36	9,502	261	1,103	63
11. Middlebury Volunteer Fire Department	FD	17	7,798	439	865	55
Watertown – BASIC AMBULANCE PSA UNASSIGNED		29	21,587	744	2,266	107
Refers to Agency		Refers to Area				

2022 Atlas of Connecticut EMS
Basic Ambulance Primary Service Areas - EMS Region 5



2022 Atlas of Connecticut EMS

Basic Ambulance Primary Service Areas - EMS Region 5



Primary Service Area Responder	Service Type	Land Area (mi ²)	PSA Population	Pop. Density (pop/mi ²)	2020 EMS Calls in PSA	Active EMT Certs
1. Volunteer Fire Department of New Fairfield	FD	20	13,878	678	817	46
2. Brookfield Volunteer Fire Company	FD	19	16,973	858	1,488	72
3a. Southbury Ambulance Association	NP	39	19,571	501	3,287*	103
3b. Heritage Village Ambulance Association	NP					
4. Oxford Ambulance Association	NP	32	13,255	404	1,522	122
5. Naugatuck Ambulance Corps, Inc.	NP	16	31,108	1,907	4,635	107
6. Beacon Hose Company #1	FD	9	6,222	643	848	56
7. Danbury EMS	Mun	41	84,694	2,021	2,420	159
8a. Bethel Volunteer Fire Department	FD	16	19,800	1,172	3,144*	152
8b. Stony Hill Volunteer Fire Company	FD	-	-	-		
9. Newtown Volunteer Ambulance Association	NP	57	27,891	483	3,196	196
10. Ridgefield Fire Department	FD	34	24,959	723	1,580	86
11a. Redding Fire District #1	FD	31	9,116	289	1,152*	94
11b. West Redding Volunteer Fire Department District #2	FD					
Refers to Agency		Refers to Area				
		*All PSAs in Municipality combined				

